



SOUTHERN CALIFORNIA
ASSOCIATION OF GOVERNMENTS
900 Wilshire Blvd., Ste. 1700
Los Angeles, CA 90017
T: (213) 236-1800
www.scag.ca.gov

REGIONAL COUNCIL OFFICERS

President
Alan D. Wapner, San Bernardino
County Transportation Authority

First Vice President
Bill Jahn, Big Bear Lake

Second Vice President
Randon Lane, Murrieta

Immediate Past President
Margaret E. Finlay, Duarte

COMMITTEE CHAIRS

Executive/Administration
Alan D. Wapner, San Bernardino
County Transportation Authority

Community, Economic &
Human Development
Peggy Huang, Transportation
Corridor Agencies

Energy & Environment
Linda Parks, Ventura County

Transportation
Curt Hagman, San Bernardino
County

REGULAR MEETING NO. 609

REGIONAL COUNCIL

Thursday, March 7, 2019
12:15 PM - 2PM

SCAG MAIN OFFICE
900 Wilshire Blvd., Ste. 1700
Regional Council Room
Los Angeles, CA 90017
(213) 236-1800

If members of the public wish to review the attachments or have any questions on any of the agenda items, please contact Tess Rey-Chaput at (213) 236-1908 or via email at REY@scag.ca.gov. Agendas & Minutes for the Regional Council are also available at: www.scag.ca.gov/committees

SCAG, in accordance with the Americans with Disabilities Act (ADA), will accommodate persons who require a modification of accommodation in order to participate in this meeting. SCAG is also committed to helping people with limited proficiency in the English language access the agency's essential public information and services. You can request such assistance by calling (213) 236-1908. We request at least 72 hours (three days) notice to provide reasonable accommodations and will make every effort to arrange for assistance as soon as possible.



Regional Council
Members – March 2019

1. **Hon. Alan Wapner**
President, SBCTA Representative
 2. **Hon. Bill Jahn**
1st Vice President, Big Bear Lake, RC District 11
 3. **Hon. Randon Lane**
2nd Vice President, Murrieta, RC District 5
 4. **Hon. Margaret Finlay**
Imm. Past President, Duarte, RC District 35
 5. **Hon. Sean Ashton**
Downey, RC District 25
 6. **Hon. Rusty Bailey**
Riverside, RC District 68
 7. **Hon. Kathryn Barger**
Los Angeles County
 8. **Hon. Megan Beaman-Jacinto**
Coachella, RC District 66
 9. **Hon. Ben Benoit**
Air District Representative
 10. **Hon. Stacy Berry**
Cypress, RC District 18
 11. **Hon. Bob Blumenfield**
Los Angeles, RC District 50
 12. **Hon. Mike Bonin**
Los Angeles, RC District 58
 13. **Hon. Art Brown**
Buena Park, RC District 21
 14. **Hon. Wendy Bucknum**
Mission Viejo, RC District 13
 15. **Hon. Joe Buscaino**
Los Angeles, RC District 62
 16. **Hon. Gilbert Cedillo**
Los Angeles, RC District 48
-



- 17. Hon. Margaret Clark**
Rosemead, RC District 32
 - 18. Hon. Jonathan Curtis**
La Canada Flintridge, RC District 36
 - 19. Hon. Steve DeRuse**
La Mirada, RC District 31
 - 20. Hon. Eric Garcetti**
Member-at-Large
 - 21. Hon. James Gazeley**
Lomita, RC District 39
 - 22. Hon. Lena Gonzalez**
Long Beach, RC District 30
 - 23. Sup. Curt Hagman**
San Bernardino County
 - 24. Hon. Jan Harnik**
RCTC Representative
 - 25. Hon. Marqueece Harris-Dawson**
Los Angeles, RC District 55
 - 26. Hon. Carol Herrera**
Diamond Bar, RC District 37
 - 27. Hon. Steven Hofbauer**
Palmdale, RC District 43
 - 28. Hon. Peggy Huang**
TCA Representative
 - 29. Hon. Jose Huizar**
Los Angeles, RC District 61
 - 30. Hon. Jim Hyatt**
Calimesa, RC District 3
 - 31. Hon. Tim Holmgren**
Fillmore, RC District 47
 - 32. Hon. Cecilia Iglesias**
Santa Ana, RC District 16
 - 33. Hon. Mike Judge**
VCTC Representative
-



- 34. Hon. Kathleen Kelly**
Palm Desert, RC District 2
 - 35. Hon. Paul Koretz**
Los Angeles, RC District 52
 - 36. Hon. Paul Krekorian**
Los Angeles, RC District 49
 - 37. Hon. Clint Lorimore**
Eastvale, RC District 4
 - 38. Hon. Marisela Magana**
Perris, RC District 69
 - 39. Hon. Steve Manos**
Lake Elsinore, RC District 63
 - 40. Hon. Jorge Marquez**
Covina, RC District 33
 - 41. Hon. Ray Marquez**
Chino Hills, RC District 10
 - 42. Hon. Nury Martinez**
Los Angeles, RC District 53
 - 43. Hon. Marsha McLean**
Santa Clarita, RC District 67
 - 44. Hon. Dan Medina**
Gardena, RC District 28
 - 45. Hon. LDennis Michael**
Rancho Cucamonga, RC District 9
 - 46. Hon. Fred Minagar**
Laguna Niguel, RC District 12
 - 47. Hon. Judy Mitchell**
Rolling Hills Estates, RC District 40
 - 48. Hon. James Mulvihill**
San Bernardino, RC District 7
 - 49. Hon. Steve Nagel**
Fountain Valley, RC District 15
 - 50. Hon. Frank Navarro**
Colton, RC District 6
-



- 51. Hon. Mitch O'Farrell**
Los Angeles, RC District 60
 - 52. Hon. Trevor O'Neil**
Anaheim, RC District 19
 - 53. Sup. Linda Parks**
Ventura County
 - 54. Hon. David Pollock**
Moorpark, RC District 46
 - 55. Sup. Luis Plancarte**
Imperial County
 - 56. Hon. Jim Predmore**
ICTC Representative
 - 57. Hon. Curren Price**
Los Angeles, RC District 56
 - 58. Hon. Chuck Puckett**
Tustin, RC District 17
 - 59. Hon. Carmen Ramirez**
Oxnard, RC District 45
 - 60. Hon. Teresa RealSebastian**
Monterey Park, RC District 34
 - 61. Hon. Rex Richardson**
Long Beach, RC District 29
 - 62. Hon. Deborah Robertson**
Rialto, RC District 8
 - 63. Hon. Monica Rodriguez**
Los Angeles, RC District 54
 - 64. Hon. David Ryu**
Los Angeles, RC District 51
 - 65. Hon. Meghan Sahli-Wells**
Culver City, RC District 41
 - 66. Hon. Ali Saleh**
Bell, RC District 27
 - 67. Hon. Tim Sandoval**
Pomona, RC District 38
-



- 68. Hon. Sonny Santalnes**
Bellflower, RC District 24
 - 69. Hon. Lyn Semeta**
Huntington Beach, RC District 64
 - 70. Hon. Emma Sharif**
Compton, RC District 26
 - 71. Hon. Marty Simonoff**
Brea, RC District 22
 - 72. Sup. Hilda Solis**
Los Angeles County
 - 73. Hon. Karen Spiegel**
Riverside County
 - 74. Hon. Tri Ta**
Westminster, RC District 20
 - 75. Hon. Jess Talamantes**
Burbank, RC District 42
 - 76. Hon. Cheryl Viegas-Walker**
El Centro, RC District 1
 - 77. Hon. Donald Wagner**
Irvine, RC District 14
 - 78. Hon. Herb Wesson**
Los Angeles, RC District 57
 - 79. Mr. Randall Lewis
Ex-Officio Member, Business Representative
-



Southern California Association of Governments
900 Wilshire Boulevard, Suite 1700 – Regional Council Room
Los Angeles, California 90017
Thursday, March 7, 2019
12:15 PM

The Regional Council may consider and act upon any of the items on the agenda regardless of whether they are listed as Information or Action items.

CALL TO ORDER AND PLEDGE OF ALLEGIANCE
(The Honorable Alan D. Wapner, President)

PUBLIC COMMENT PERIOD

Members of the public desiring to speak on items on the agenda, or items not on the agenda, but within the purview of the Council, must fill out and present a Public Comment Card to the Assistant prior to speaking. Comments will be limited to three (3) minutes per speaker. The President has the discretion to reduce the time limit based upon the number of speakers and may limit the total time for all public comments to twenty (20) minutes.

REVIEW AND PRIORITIZE AGENDA ITEMS

ACTION/DISCUSSION ITEM

Item No. 1- Approval of the Fiscal Year 2019-20 Draft Comprehensive Budget pg. 9
() # @ -))

RECOMMENDED ACTION:

Recommend that the Regional Council: 1) approve the Fiscal Year 2019-20 (FY 2019-20) Draft Comprehensive Budget, which includes the Draft Overall Work Program (OWP), the General Fund Budget and Membership Assessment, the Indirect Cost Budget, and the Fringe Benefits Budget; and 2) authorize the release of the Draft OWP to initiate the 30-day public comment period, and transmit the General Fund Budget and Membership Assessment to the General Assembly on May 2, 2019.

CONSENT CALENDAR

Approval Items

- Item No. 2 - Minutes of the Meeting - February 7, 2019 pg. 74
Item No. 3 - Approval for Additional Stipend Payments pg. 82
Item No. 4 - Contract amendment that exceeds \$75,000: Contract No. 12-019-C1, Monthly Managed Information Technology pg. 84
Item No. 5 - Contracts \$200,000 or Greater: Contract 19-020-C01, Greater El Monte/Baldwin Park Bike Friendly pg. 92
Item No. 6 - Contracts \$200,000 or Greater: 19-019-C01, Multimodal Regional Corridor Plan for Arrow Highway pg. 103



Item No. 7 - AB 185 (Grayson, Cervantes) – California Transportation Commission: Joint Meetings pg. 117

Item No. 8 - SB 168 (Wieckowski) – Climate change: Chief Officer of Climate Adaptation and Resilience. pg. 121

Item No. 9 - SCAG Sustainable Communities Program pg. 124

Receive and File

Item No. 10 - Regional Target Setting 2019 pg. 131

Item No. 11 - March State and Federal Legislative Monthly Update pg. 145

Item No. 12. Purchase Orders more than \$5,000 but less than \$200,000; Contracts more than \$25,000 but less than \$ 75,000 pg. 148

Item No. 13 - CFO Monthly Report pg. 153

PRESIDENT'S REPORT

(The Honorable Alan D. Wapner, President)

EXECUTIVE DIRECTOR'S REPORT

(Darin Chidsey, Interim Executive Director)

FUTURE AGENDA ITEM/S

ANNOUNCEMENT/S

ADJOURNMENT

The next meeting of the Regional Council is scheduled for Thursday, April 4, 2019, at the SCAG main office, 900 Wilshire Boulevard, Suite 1700, Los Angeles, CA 90017.



Southern California Association of Governments
900 Wilshire Boulevard, Suite 1700, Los Angeles, California 90017
March 7, 2019

To: Executive/Administration Committee (EAC)
Regional Council (RC)
From: Darin Chidsey, Interim Executive Director, 213-236-1836
chidsey@scag.ca.gov
Subject: Approval of the Fiscal Year 2019-20 Draft Comprehensive
Budget

INTERIM
EXECUTIVE DIRECTOR'S
APPROVAL

RECOMMENDED ACTION:

Recommend that the Regional Council: 1) approve the Fiscal Year 2019-20 (FY 2019-20) Draft Comprehensive Budget, which includes the Draft Overall Work Program (OWP), the General Fund Budget and Membership Assessment, the Indirect Cost Budget, and the Fringe Benefits Budget; and 2) authorize the release of the Draft OWP to initiate the 30-day public comment period, and transmit the General Fund Budget and Membership Assessment to the General Assembly on May 2, 2019.

STRATEGIC PLAN:

This item supports the following Strategic Plan Goal 7: Secure funding to support agency priorities to effectively and efficiently deliver work products.

EXECUTIVE SUMMARY:

SCAG is required by federal and state law to develop the OWP Budget and the Indirect Cost Budget each year. Additionally, SCAG's Bylaws require the adoption of an annual budget. Staff has developed the FY 2019-20 Draft Comprehensive Budget that includes: the Draft Overall Work Program; the General Fund Budget and Membership Assessment; the Indirect Cost Budget; and the Fringe Benefits Budget. The proposed FY 2019-20 Comprehensive Budget is \$89.1 million, which is \$1.6 million or 1.7% less than the adopted FY 2018-19 Comprehensive Budget of \$90.7 million.

The FY 2019-20 Comprehensive Budget will be submitted to the Regional Council for final approval on May 2, 2019. Additionally, the General Fund Budget and the Membership Assessment will be forwarded to the General Assembly for approval on May 2, 2019.

BACKGROUND:

As a Metropolitan Planning Organization (MPO), SCAG is required by the Federal Highway Administration (FHWA), the Federal Transit Administration (FTA), and the California Department of Transportation (Caltrans) to develop an annual work program, or OWP. The OWP identifies the work that will be accomplished during the fiscal year of July 1, 2019 through June 30, 2020 (FY 2019-20). It discusses the planning priorities, the needs of the region, and the specific programs to meet those needs. The OWP complies with federal and state requirements, including requirements under the federal Fixing America's Surface Transportation Act (FAST Act) and Moving Ahead for Progress in the 21st Century (MAP-21) and under California Senate Bill 375 (SB 375), and it reflects a

concentrated focus on the development of the 2020 Regional Transportation Plan and Sustainable Communities Strategy (2020 RTP/SCS) or Connect SoCal.

On January 22, 2019, SCAG held its annual OWP development and coordination meeting with Caltrans and FHWA representatives. FTA representatives were not in attendance due to the latest government shutdown. SCAG staff presented the proposed FY 2019-20 work program and reported progress on major work initiatives for FY 2018-19.

DISCUSSION:

The proposed FY 2019-20 Comprehensive Budget is \$89.1 million, which includes: the Draft Overall Work Program; the General Fund Budget and Membership Assessment; the Indirect Cost Budget; and the Fringe Benefits Budget.

A major component of the Comprehensive Budget is the OWP. The OWP budget is \$76.8 million, which includes \$38.2 million of metropolitan transportation planning funds known as the Consolidated Planning Grant (CPG); \$13.5 million of Senate Bill (SB) 1 Sustainable Communities Grants; \$9.2 million of Transportation Development Act (TDA) funds; \$6.7 million of other state planning grants; \$3.4 million of other federal planning grants; and \$5.8 million of third party contributions for transportation planning projects.

Another important component of the Comprehensive Budget is the General Fund Budget. The proposed General Fund Budget expenditures for FY 2019-20 are \$3.9 million. The General Fund Budget includes \$1,355,035 from the fund balance for the following Regional Housing Needs Assessment (RHNA) related expenditures:

1. \$855,035 for the preparation of the 6th cycle RHNA which is scheduled to conclude in fall 2020.
2. \$500,000 for financial assistance for subregional entities who accept delegation of the RHNA process. Under State law, SCAG may delegate to a subregional entity the responsibility of preparing a subregional housing need allocation for the jurisdictions within the particular subregional entity. By accepting delegation, the delegate subregion is tasked with all of the responsibilities related to distributing the share of the regional housing need for the jurisdictions within the subregion in accordance with State law.

FISCAL IMPACT:

There is no immediate fiscal impact or budget action necessary as a result of the recommended actions. Staff will return to the Regional Council on May 2, 2019 to recommend adoption of the FY 2019-20 Final Comprehensive Budget.

ATTACHMENT(S):

1. FY 2019-20 Draft Comprehensive Budget
2. Link to FY 2019-20 Draft OWP and Public Comment Form



SCAGTM

INNOVATING FOR A BETTER TOMORROW

DRAFT
**Comprehensive
Budget**

Fiscal Year 2019-2020

March 2019

Attachment: FY 2019-20 Draft Comprehensive Budget (Approval of the Fiscal Year 2019-20 Draft Comprehensive Budget)

Southern California Association of Governments

Comprehensive Budget

Fiscal Year 2019-20

Table of Contents

Section I – Overview

Page

Introduction	3
SCAG Organization	4
Organizational Chart.....	5
SCAG Strategic Plan	6
The FY 2019-20 Comprehensive Budget.....	10
• Comprehensive Line Item Budget	12

Section II – Budget Components

• Overall Work Program (OWP).....	14
○ Summary of Revenue Sources	14
○ OWP Budget	18
○ OWP Work Elements	20
• FTA Discretionary and Formula Grant Budget	36
• TDA Capital & Debt Service Budget	37
• General Fund (GF)	38
○ What is the General Fund Budget?	38
○ Membership Dues Assessments	38
○ General Fund Line Item Budget	39
• Fringe Benefits Budget (FB).....	42
○ What is the Fringe Benefits Budget?.....	42
○ The Fringe Benefits Budget.....	43
• Indirect Cost Budget (IC)	44
○ What is the Indirect Cost Budget?.....	44
○ How is the Indirect Cost Budget Funded?	44
○ Indirect Cost Budget.....	45
○ Indirect Cost Functional Activities.....	46

Section III – Appendices

• Description of SCAG Budget Line Items	47
• Membership Assessment.....	52
• SCAG Salary Schedule.....	58



DRAFT
**Comprehensive
Budget**
Fiscal Year 2019-2020

SECTION I
Overview

Attachment: FY 2019-20 Draft Comprehensive Budget (Approval of the Fiscal Year 2019-20 Draft Comprehensive Budget)

Organization

Introduction

This document contains the Southern California Association of Governments (SCAG) or Association Comprehensive Budget for Fiscal Year 2019-20.

The annual budget for consists of:

- **The Overall Work Program (OWP)**
A federal, state and locally funded budget consisting of projects related to regional planning in the areas of transportation, housing and the environment.
- **FTA Discretionary and Formula Grant Budget**
A budget for federal grant funds of which SCAG is the designated recipient and must pass through to eligible public agencies for specialized transportation programs and projects.
- **TDA Capital and Debt Service Budget**
A budget for the local transportation funds that the Transportation Commissions in Los Angeles, Orange, Riverside and San Bernardino counties allocate to SCAG as the multi-county planning agency for the region.
- **The General Fund (GF)**
A budget that utilizes Association members' dues for activities not eligible for federal and state funding.
- **The Indirect Cost Budget (IC)**
The budget for the administrative and operations support of the Association.
- **The Fringe Benefits Budget (FB)**
The budget for the fringe benefits and leave time of Association employees.

Organization

SCAG Organization

The Southern California Association of Governments (SCAG), founded in 1965, is a Joint Powers Authority under California state law, established as an association of local governments and agencies that voluntarily convene as a forum to address regional issues. Under federal law, SCAG is designated as a Metropolitan Planning Organization (MPO) and under state law as the Multicounty Designated Transportation Planning Agency for the six (6) county Southern California region. Through SCAG, city and county governments throughout Southern California come together to develop solutions to common problems in transportation, housing, air quality, and other issues.

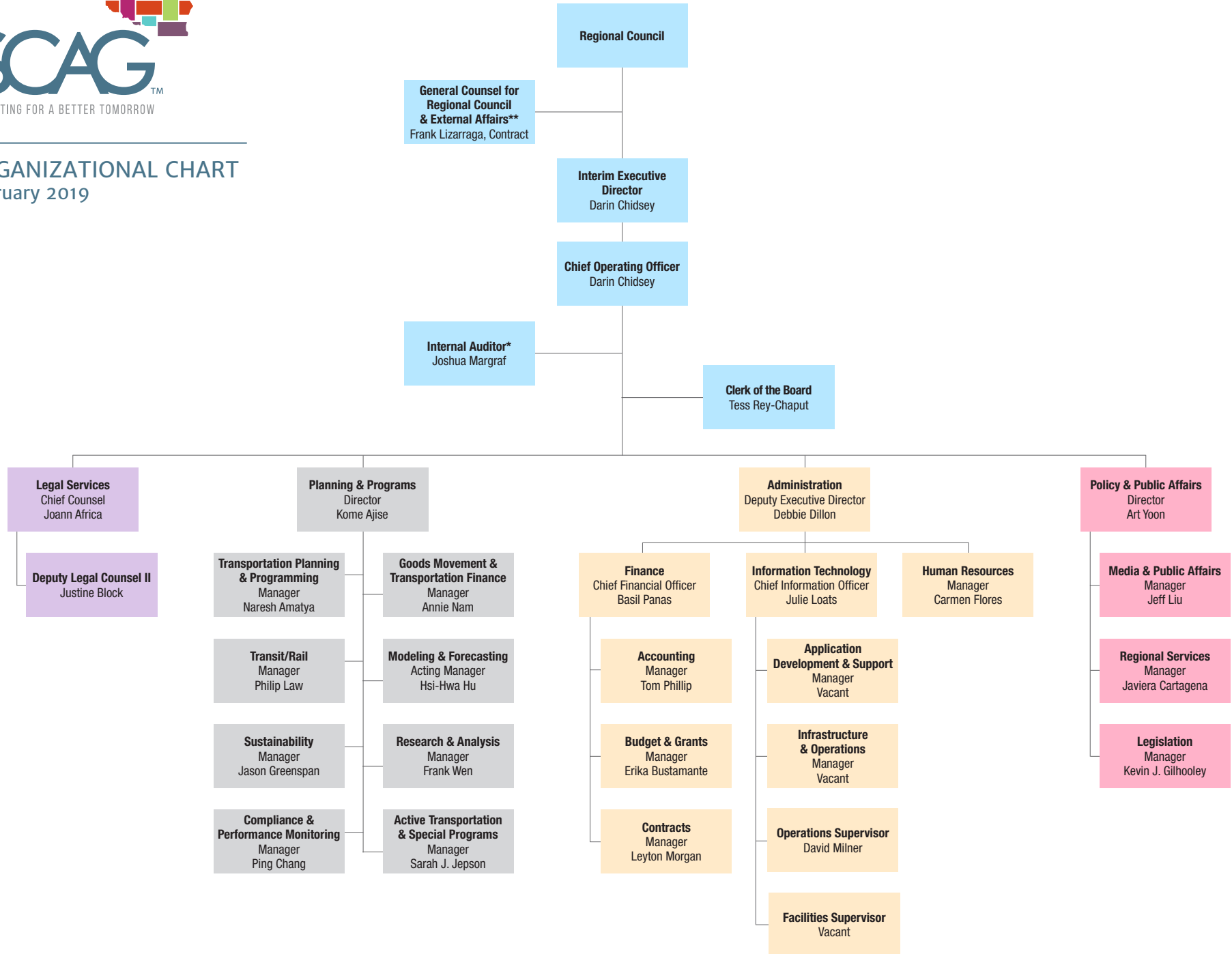
To foster innovative regional solutions that improve the lives of Southern Californians through inclusive collaboration, visionary planning, regional advocacy, information sharing, and promoting best practices.

SCAG’s primary responsibilities include: the development of the Regional Transportation Plan (RTP), which includes the Sustainable Communities Strategy (SCS); the Federal Transportation Improvement Program (FTIP); the annual Overall Work Program (OWP); and the transportation-related portions of local air quality management plans. Under the federal Clean Air Act, SCAG is responsible for determining if regional transportation plans and programs are in conformity with of applicable state air quality plans. SCAG’s additional functions include the intergovernmental review of regionally significant development projects, and the periodic preparation of a Regional Housing Needs Assessment (RHNA).

In addition to the six (6) counties and 191 cities that make up SCAG’s region, there are six (6) County Transportation Commissions (CTCs) that hold the primary responsibility for programming and implementing transportation projects, programs and services in their respective counties. The agency also operates via a number of critical partnerships at the local, state and federal levels. In addition to its federal and state funding partners (Federal Highway Administration, Federal Transit Administration, Federal Aviation Administration, California Transportation Commission, California Department of Transportation, etc.), SCAG’s planning efforts are closely coordinated with regional transit operators, Tribal Governments and fifteen sub-regional Councils of Governments (COGs) or joint power agencies that represent SCAG’s cities and counties.

The framework for developing the FY 2019-20 Comprehensive Budget is SCAG’s multi-year Strategic Plan that focuses on SCAG’s vision and priorities and improves the organization and its operations. The FY 2019-20 Comprehensive Budget supports Strategic Plan Goal #7 – Secure funding to support agency priorities to effectively and efficiently deliver work products. All the work programs funded in the budget support at least one of the seven Strategic Plan Goals.

ORGANIZATIONAL CHART
February 2019



* Takes direction from the Audit Committee
** Takes direction from the Regional Council

Strategic Plan

Strategic Plan Components

Vision Statement

Southern California's Catalyst for a Brighter Future.

Mission Statement

To foster innovative regional solutions that improve the lives of Southern Californians through inclusive collaboration, visionary planning, regional advocacy, information sharing, and promoting best practices.

Core Values

Be Open

Be accessible, candid, collaborative and transparent in the work we do.

Lead by Example

Commit to integrity and equity in working to meet the diverse needs of all people and communities in our region.

Make an Impact

In all endeavors, effect positive and sustained outcomes that make our region thrive.

Be Courageous

Have confidence that taking deliberate, bold and purposeful risks can yield new and valuable benefits.

Strategic Plan

Strategic Plan Goals

GOAL #1

Produce innovative solutions that improve the quality of life for Southern Californians.

Objectives

- A. Create plans that enhance the region’s strength, economy, resilience and adaptability by reducing greenhouse gas emissions and air pollution.
- B. Be the leading resource for best practices that lead to local implementation of sustainable and innovative projects.
- C. Ensure quality, effectiveness, and implementation of plans through collaboration, pilot testing, and objective, data-driven analysis.
- D. Identify partnership opportunities with the private sector yield public benefits.
- E. Facilitate inclusive and meaningful engagement with diverse stakeholders to produce plans that are effective and responsive to community needs.
- F. Partner with the broader research community to ensure plans are informed by the most recent research and technology.

GOAL #2

Advance Southern California’s policy interests and planning priorities through regional, statewide, and national engagement and advocacy.

Objectives

- A. Cultivate dynamic knowledge of the major challenges and opportunities relevant to sustainability and quality of life in the region.
- B. Develop and implement effective legislative strategies at both the state and federal level.
- C. Advocate for the allocation, distribution and expenditure of resources to meet the region’s needs.
- D. Promote and engage partners in a cooperative regional approach to problem-solving.
- E. Act as the preeminent regional convener to shape regional, state and national policies.

GOAL #3

Be the foremost data information hub for the region.

Objectives

- A. Develop and maintain models, tools, and data sets that support innovative plan development, policy analysis and project implementation.
- B. Become the information hub of Southern California by improving access to current, historical, local, and regional data sets that reduce the costs of planning and increase the efficiency of public services.

Strategic Plan

- C. Allocate resources to accelerate public sector innovation related to big data, open data and smart communities with a focus on social equity in the deployment of new technologies across the region.
- D. Develop partnerships and provide guidance by sharing best practices and promoting collaborative research opportunities with universities, local communities and the private sector regionally, nationally, and internationally.
- E. Facilitate regional conversations to ensure data governance structures are in place at the local and regional level to standardize data sets, ensure timely updates of data, and protect the region's data systems and people.
- F. Model best practices by prioritizing continuous improvement and technical innovations through the adoption of interactive, automated, and state-of-the-art information tools and technologies.

GOAL #4

Provide innovative information and value-added services to enhance member agencies' planning and operations and promote regional collaboration.

Objectives

- A. Promote information-sharing and local cost savings with enhanced services to member agencies through networking events, educational and training opportunities, technical assistance, and funding opportunities.
- B. Provide resources and expertise to support local leaders and agencies in implementing regional plans.
- C. Expand SCAG's ability to address local and regional planning and information needs by prioritizing regular engagement with members to develop innovative, insight-driven, and interactive tools.
- D. Promote data-driven decision making, government transparency, and information as public engagement tools to increase opportunities for the public to inform local and regional policy.
- E. Identify, support, and partner with local champions to foster regional collaboration.

GOAL #5

Recruit, support, and develop a world-class workforce and be the workplace of choice.

Objectives

- A. Integrate the Strategic Plan into SCAG's day-to-day operations by defining roles and responsibilities across the agency.
- B. Prioritize a diverse and cooperative environment that supports innovation, allows for risk-taking, and provides opportunities for employees to succeed.
- C. Encourage interdepartmental collaboration through the use of formal and informal communication methods.
- D. Adopt and support enterprise-wide data tools to promote information sharing across the agency.

Strategic Plan

- E. Anticipate future organizational needs of the agency by developing a systematic approach to succession planning that ensures leadership continuity and cultivates talent.
- F. Invest in employee development by providing resources for training programs, internal mentorship opportunities, and partnerships with universities.
- G. Foster a culture of inclusion, trust, and respect that inspires relationship-building and employee engagement.

GOAL #6

Deploy strategic communications to further agency priorities and foster public understanding of long- range regional planning.

Objectives

- A. Leverage cutting-edge communication tools and strategies to maximize connectivity and sustain regional partnerships.
- B. Produce clear and consistent communications, media, and promotional campaigns that exemplify agency values and standards.
- C. Enhance the SCAG brand as a respected and influential voice for the region increasing awareness of agency’s work and purpose.
- D. Practice robust public engagement, conducting proactive outreach to traditionally underrepresented communities as well as long-term stakeholders.

GOAL #7

Secure funding to support agency priorities to effectively and efficiently deliver work products.

Objectives

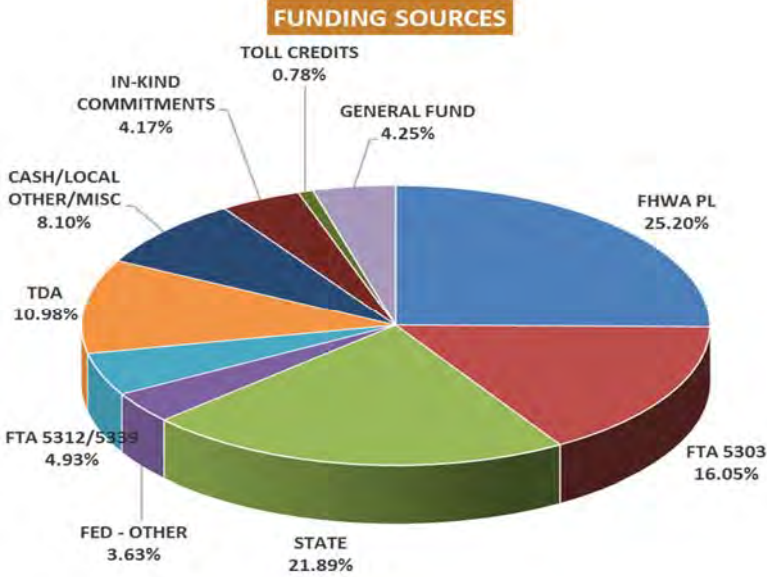
- A. Pursue innovative funding opportunities for planning and infrastructure investments.
- B. Maximize efficiency and effectiveness in resource allocation to maintain adequate working capital, appropriate reserves, and investments, and utilize resources in a timely and responsible fashion.
- C. Pioneer best practices and streamline administrative processes to better support agency activities.
- D. Focus resources to maintain and expand programs that are aligned with agency values.

Comprehensive Budget

FY 2019-20 Comprehensive Budget

How the Budget is Funded

SCAG receives most of its funding from the Federal Consolidated Planning Grant (CPG) which consists of Metropolitan Planning Funds from the Federal Highway Administration (FHWA PL) and Federal Transit Administration (FTA Section 5303). More information on CPG is detailed on page 14. The following chart illustrates the source and relative value of SCAG’s funding sources.



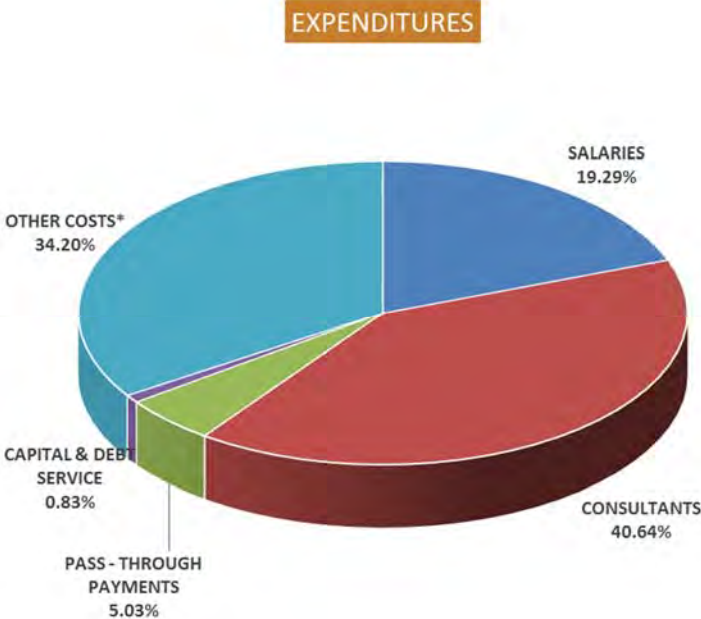
*May not total 100.00% due to rounding

Funding Sources	Amount
FHWA PL	23,324,341
FTA 5303	14,857,055
STATE	20,261,097
FED - OTHER	3,362,771
FTA 5312/5339	4,558,694
TDA	10,163,925
CASH/LOCAL OTHER/MISC	7,498,775
IN-KIND COMMITMENTS	3,858,904
TOLL CREDITS	718,703
GENERAL FUND	3,935,464
SUBTOTAL	92,539,729
INDIRECT COST CARRYFORWARD	(3,460,363)
TOTAL REVENUES	89,079,366

Comprehensive Budget

How the Budget is Allocated

SCAG allocates its budget into four major categories. The following chart illustrates the relative values of each category.



Expenditures	Amount
SALARIES	\$ 17,185,200
CONSULTANTS	36,205,771
PASS -THROUGH PAYMENTS	4,480,619
CAPITAL & DEBT SERVICE	739,005
OTHER COSTS*	30,468,771
TOTAL EXPENDITURES	\$ 89,079,366

*Other includes benefits, direct and indirect non-labor costs (see page 12)

Comprehensive Budget

Comprehensive Line Item Budget: FY17 through FY20

GL Account	Line Item	FY17 Actuals	FY18 Actuals	FY19 Amend No. 2	FY20 Proposed	% Incr. (Decr)
500XX	Staff	14,468,552	\$ 14,275,871	\$ 15,679,498	\$ 17,185,200	10%
54300	Consultant	10,496,007	8,997,306	32,231,134	28,965,552	-10%
54302	Non-Profits/IHL	-	-	-	485,000	
54303	Consultant TC	-	-	-	6,265,889	
54340	Legal	234,211	220,154	280,000	360,000	29%
54360	Pass-Through Payments	4,130,075	8,424,962	12,075,472	4,480,619	-63%
55210	Software Support	574,491	519,697	700,309	769,400	10%
55220	Hardware Support	106,523	123,077	86,000	415,000	383%
55230	Computer Maintenance	-	-	2,000	250,000	12400%
55240	Repair-Maintenance	41,676	21,903	15,000	26,500	77%
55250	Cloud Services	-	-	-	489,330	
5528X	3rd Party Contributions	3,172,766	2,918,831	4,556,881	4,657,795	2%
55284	Toll Credits	-	-	-	718,703	
55310	Furniture & Fixture Principal	-	97,023	231,850	239,928	3%
55315	Furniture & Fixture Interest	-	19,464	49,426	39,239	-21%
55320	Audio-Visual Equipment Principal	-	33,766	102,665	133,703	30%
55325	Audio-Visual Equipment Interest	-	6,193	21,886	26,135	19%
55400	Office Rent / Operating Expense	1,643,221	877,112	724,350	1,538,000	112%
55410	Office Rent Satellite	150,701	152,668	245,883	260,000	6%
55415	Off-Site Storage	-	2,947	2,500	5,000	100%
55420	Equipment Leases	86,550	114,674	120,000	100,000	-17%
55425	Lease Obligation Payment	-	1,555,787	-	-	
55430	Equipment Repair-Maintenance	60,566	40,551	26,500	1,000	-96%
55435	Security Services	96,653	64,218	100,000	100,000	0%
55440	Insurance	174,857	150,011	199,089	238,385	20%
55441	Payroll / Bank Fees	29,867	25,593	27,500	27,500	0%
55445	Taxes	4,849	5,659	5,000	5,000	0%
55460	Materials & Equipment < \$5,000	144,636	1,440,975	14,000	64,000	357%
55510	Office Supplies	81,782	84,206	93,800	73,800	-21%
55520	Graphic Supplies	7,976	5,119	7,500	7,500	0%
55530	Telephone	178,371	177,299	170,000	195,000	15%
55540	Postage	10,134	305	10,000	12,000	20%
55550	Delivery Services	5,918	3,587	-	5,000	
55580	Outreach/Advertisement	-	74,156	-	50,000	
55600	SCAG Memberships	178,220	151,396	200,450	192,200	-4%
55610	Professional Memberships	11,396	11,514	11,500	15,500	35%
55620	Resource Materials/Subscriptions	427,997	451,350	988,756	1,007,255	2%
55700	Depreciation - Furniture & Fixture	38,110	80,790	232,000	185,000	-20%
55710	Depreciation - Computer	17,126	-	35,000	-	-100%
55715	Amortization - Software	161,873	161,873	250,000	1,684	-99%
55720	Amortization - Lease	7,534	35,007	70,000	62,500	-11%
55725	Fixed Asset Write-Down	-	15,548	-	-	
55730	Capital Outlay	-	1,656,202	300,000	300,000	0%
55800	Recruitment - Advertising	10,968	12,937	20,000	25,000	25%
55801	Recruitment - Other	43,434	20,676	38,000	45,000	18%
55810	Public Notices	47,562	5,894	58,500	59,500	2%
55820	Staff Training	-	70	20,000	30,000	50%
55830	Networking Meetings/Special Events	35,006	18,942	30,000	27,000	-10%
55840	Training Registration	-	-	65,000	65,000	0%
55860	Scholarships	24,000	36,000	32,000	32,000	0%
55910	RC/Committee Meetings	5,199	22,032	20,000	25,000	25%
55912	RC Retreat	9,796	9,734	5,000	10,000	100%
55914	RC General Assembly	496,545	557,488	375,000	672,000	79%

Attachment: FY 2019-20 Draft Comprehensive Budget (Approval of the Fiscal Year 2019-20 Draft Comprehensive Budget)

Comprehensive Budget

Comprehensive Line Item Budget: FY17 thru FY20 (continued)

GL Account	Line Item	FY17 Actuals	FY18 Actuals	FY19 Amend No. 2	FY20 Proposed	% Incr. (Decr)
5591 5	Demographic Workshop	27,551	26,785	18,000	28,000	56%
5591 6	Economic Summit	92,328	108,378	80,000	100,000	25%
5591 8	Housing Summit	107,565	-	40,000	20,000	-50%
55920	Other Meeting Expense	135,901	127,825	126,000	131,500	4%
55925	RHNA Subregional Delegation	-	-	-	500,000	
55930	Miscellaneous Other	157,472	192,421	1,022,281	813,311	-20%
55940	Stipend-RC Meetings	209,340	191,350	207,422	210,485	1%
55950	Temporary Help	81,493	177,077	38,500	105,000	173%
55980	Contingency - General Fund	15,390	907,338	-	-	
561 00	Printing	28,229	29,713	126,362	68,000	-46%
581 00	Travel	218,697	232,040	366,750	427,491	17%
581 01	Travel - Local	63,114	72,254	44,250	73,500	66%
581 10	Mileage	78,095	88,011	70,400	76,000	8%
581 50	Staff Lodging Expense	8,411	13,294	-	13,500	
58200	Travel-Registration Fees	88,289	53,445	5,000	-	-100%
58800	RC Sponsorships	144,058	184,596	135,000	200,000	48%
59090	Expense - Local Cash	-	1,592,130	9,767,224	6,268,529	-36%
6011 0	Retirement-PERS	3,818,058	3,737,123	4,607,315	5,396,689	17%
601 20	Retirement-PARS	72,418	73,867	73,621	75,094	2%
60200	Health Insurance - Active Employees	1,252,185	1,212,326	1,353,600	1,478,400	9%
60201	Health Insurance - Retirees PAYGO	526,584	537,875	636,009	636,009	0%
60202	Health Insurance - Retirees GASB 45	398,309	317,727	242,805	242,805	0%
6021 0	Dental Insurance	185,370	180,804	217,049	235,826	9%
60220	Vision Insurance	51,563	50,173	59,632	65,501	10%
60225	Life Insurance	85,127	86,181	83,863	78,190	-7%
60240	Medicare Tax Employers Share	207,324	204,226	218,855	240,863	10%
60245	Social Security Tax Employers	24,147	19,210	38,250	-	-100%
60250	Medicare Tax ER - Interns	-	-	-	6,917	
60255	Social Security ER - Interns	-	-	-	36,491	
60300	Tuition Reimbursement	34,886	39,836	32,832	43,776	33%
6031 0	Transit Passes	137,564	140,382	156,639	137,749	-12%
6031 5	Bus Passes NT - Interns	-	-	-	38,093	
60320	Carpool Reimbursement	420	420	420	420	0%
60400	Workers Compensation Insurance	168,588	132,586	170,048	170,048	0%
60405	Unemployment Compensation Insurance	20,308	34,585	35,000	35,000	0%
6041 0	Miscellaneous Employee Benefits	58,934	80,273	66,035	66,954	1%
6041 5	SCAG 457 Match	143,631	81,129	120,500	96,500	-20%
60450	Benefits Administrative Fees	3,592	3,204	2,914	3,508	20%
60500	Automobile Allowance	16,420	18,420	18,420	14,400	-22%
	Total	46,076,506	54,627,570	90,710,445	89,079,366	-2%

*Totals may not add due to rounding



DRAFT Comprehensive Budget

Fiscal Year 2019-2020

SECTION II Budget Components

Attachment: FY 2019-20 Draft Comprehensive Budget (Approval of the Fiscal Year 2019-20 Draft Comprehensive Budget)

Overall Work Program

Overall Work Program (OWP)

The Flow of Funds

Traditionally, the majority of OWP funding has come to SCAG via the Federal appropriations process. Some funding has been directly allocated to SCAG, and some has “passed through” via the California Department of Transportation (Caltrans).

Summary of Revenue Sources

Consolidated Planning Grant (CPG)

In 1997, FHWA/FTA instituted a transportation planning funds process called the Consolidated Planning Grant (CPG). In California, the four CPG fund sources are described below.

Federal Highway Administration (FHWA) Metropolitan Planning (FHWA PL)

Metropolitan Planning funds, otherwise known as PL funds, are available for MPOs to carry out the metropolitan transportation planning process required by 23 U.S.C. 134, including development of metropolitan area transportation plans and transportation improvement programs.

The state must make all federally authorized PL funds available to the MPOs in accordance with a formula developed by the state, in consultation with the MPOs and approved by the FHWA.

Federal Transit Administration Metropolitan Planning, Section 5303 (FTA §5303)

All MPOs with an urbanized area receive FTA §5303 funds each year to develop transportation plans and programs. The percentage of the California apportionment of FTA §5303 each MPO receives is determined by a formula agreed to by the MPOs, Caltrans and FTA.

The FTA §5303 formula has two components, a base allocation and a population component which distributes funds according to the MPOs percentage of statewide urbanized area population as of the most recent decennial census.

The Sustainable Transportation Planning Grant Program was developed to align with Caltrans’ updated mission and other State priorities by providing two discretionary grants, Sustainable Communities and Strategic Partnerships, and includes a combination of State and federal funding. The Grant Program runs on an annual cycle and awards roughly \$10 million in grant funding available. In FY 2017-18, the grants were substantially augmented with passage of Senate Bill (SB) 1, The Road Repair and Accountability Act of 2017. SB 1 adds approximately \$25 million in Sustainable Communities grants and \$20 million over three years for Adaptation Planning grants.

Overall Work Program

FHWA State Planning and Research Part I – Strategic Partnership Grants (SP&R)

Caltrans is authorized by FHWA to award grants to MPOs for regional transportation planning studies with a statewide or multi-regional perspective and benefit. Caltrans awards these grants through an annual, competitive selection process.

FTA State Planning and Research, Section 5304 Sustainable Communities Grants (FTA §5304)

The FTA authorized Caltrans to competitively award grants to MPOs for projects that demonstrate consistency with the program’s objectives and projects with the transit component addressing multimodal planning projects that focus on transit.

Senate Bill (SB) 1 Formula Grants

Senate Bill (SB) 1, the Road Repair and Accountability Act of 2017, authorized the grant funding to support and implement Regional Transportation (RTP) Sustainable Communities Strategies (SCS) and to ultimately achieve the State’s greenhouse gas (GHG) reduction target. The SB1 formula funds for the MPOs reflect the same formula used to distribute FHWA PL funds.

Beginning in FY 2017-18, approximately \$12.5 million in Sustainable Communities Formula Grants from SB 1 will reside under the Sustainable Transportation Planning Grant Program and will be allocated via formula (consistent with the FHWA PL formula) annually by ORP to the 18 MPOs for furthering the region’s RTP SCS.

Local Funds

Each of the funding sources described above requires that local cash or in-kind services be provided as match. The Association uses a combination of the following sources for match:

Transportation Development Act (TDA)

State of California Public Utilities Code Section 99233.2 authorizes the Transportation Commissions in Los Angeles, Orange, Riverside, and San Bernardino counties to allocate up to ¾ of 1 percent of their local transportation funds to SCAG as the multi-county planning agency for the region. As the largest source of non-federal funding received by SCAG, TDA is used to fund local initiatives and to provide cash match as needed for projects funded with state or federal funds.

Cash Match/Local Funds

Funding from local agencies is provided to SCAG to serve as matching funds to the CPG and other grants that require local match for consultant expenditures as a condition of receiving grant funds. For example, the CPG requires a match of 11.47%. In addition, local agencies such as Transportation Commissions periodically provide funding for specific projects such as localized modeling work.

Overall Work Program

In-Kind Match

The CPG and other grants accept in-kind match, as well as cash match, to fulfill the local match requirement for staff costs that is a condition of receiving grant funds. In-kind match reflect services, such as staff time, provided by a local agency in support of the work funded by a grant.

FTA Pass-Through Funds

As the Designated Recipient of Section 5339 and Section 5312 FTA funds, SCAG is required to pass them through to eligible public agencies. SCAG administers these grant programs which provide capital funding to replace, rehabilitate and purchase buses, vans, and fixed guide-way, as well as to construct related facilities and to purchase related equipment.

Special Grant Funds

SCAG receives various discretionary grant funds to carry out a wide array of planning programs such as Go Human Campaign, Pedestrian and Bicycle Safety Program, Clean Cities Coalition, Future Communities Pilot Program, and Sustainable Communities Grant Program.

AB2766/Mobile Source Air Pollution Reduction Review Committee (MSRC) Funds

State Health & Safety Code Section 44225 (AB2766) established the Mobile Source Air Pollution Reduction Review Committee to develop a work program to fund projects which help reduce air pollution from motor vehicles within the South Coast Air District. MSRC provides to SCAG the financial assistance which primarily supports Go Human Campaign and Future Communities Pilot Program.

Office of Traffic Safety (OTS) Pedestrian and Bicycle Safety Funds

California Office of Traffic Safety competitively award to various agencies for projects that increase awareness of traffic rules, rights, and responsibilities among different age groups.

Department of Energy/National Energy Tech Lab Funds

The Department of Energy/National Energy Tech Lab provides financial assistance to fund projects which provide technical aid and targeted outreach, within the coalition's territory, to raise awareness and foster a greater understanding of alternative fuels and advanced vehicle technologies in order to increase the market and decrease petroleum dependence.

Active Transportation Program (ATP) Funds

The Active Transportation Program was created by Senate Bill 99 (Chapter 359, Statues of 2013) and Assembly Bill 101 (Chapter 354, Statues of 2013) to encourage increased use of active modes of transportation, such as biking and walking. The ATP program is funded from various federal and state funds appropriated in the annual Budget Act. Caltrans provides the administrative oversight for the Programs and ensures that the terms and conditions of the California Transportation Commission's guidelines.

Overall Work Program

OWP Document

The core regional transportation planning document is the OWP and its core product is completion of the Regional Transportation Plan (RTP). The OWP is developed by SCAG on an annual basis and:

- Introduces the agency
- Provides users with an overview of the region
- Focuses on the SCAG regional planning goals and objectives

The OWP serves as the planning structure that SCAG must adhere to for the state fiscal year, which is July 1 through June 30 of the following calendar year. The OWP includes three component pieces:

1. **Regional Prospectus**
The prospectus section provides the context for understanding the work activities proposed and gives information about the region. It includes, but is not limited to:
 - The region’s regional planning approach
 - The agency’s organizational structure and interagency arrangements
 - An overview of governmental and public involvement
 - The progress made towards implementing the RTP/SCS
2. **Work Elements**
The Work Element identifies specific planning work to be completed during the term of the OWP, as well as a narrative of previous, on-going and future year’s work to be completed. It also includes the sources and uses of funds.
3. **Budget Revenue & Expenditure Reports**
These summary reports are a listing of all the work elements in the OWP by funding sources and expenditure category.

The OWP, in conjunction with the Overall Work Program Agreement (OWPA) and the regional planning Master Fund Transfer Agreement (MFTA), constitutes the annual funding agreement between the State and SCAG. Although the OWP includes all planning projects to be undertaken by SCAG during the fiscal year, the OWPA and MFTA do not include special federal and state grants.

Overall Work Program

OWP Budget

The OWP Budget can be viewed two ways: The first is a line item budget displaying how the OWP budget is allocated. The second is a chart showing the same budget by project and major budget category.

Following the budget tables are brief descriptions of each project in the OWP.

Cost Category	FY19 Amend No. 2	FY20 Proposed	Incr (Decr)
500XX Staff	\$ 8,217,078	\$ 8,658,862	\$ 441,784
54300 Consultant	30,287,112	27,340,402	(2,946,710)
54302 Non-Profits/IHL	-	485,000	485,000
54303 Consultant TC	-	6,265,889	6,265,889
54340 Legal	-	200,000	
55210 Software support	247,231	250,000	2,769
55250 Cloud Services	-	489,330	
5528X Third party contribution	4,556,881	4,657,795	100,914
55284 Toll Credits	-	718,703	718,703
55520 Graphic supplies	5,000	5,000	-
55540 Postage	-	2,000	
55580 Outreach/Advertisement	-	50,000	50,000
55610 Professional membership	-	2,500	2,500
55620 Resource materials/subscriptions	931,456	934,455	2,999
55810 Public notices	56,000	57,000	1,000
55830 Networking Meetings/Special Events	3,500	3,500	-
55920 Other meeting expense	83,500	54,000	(29,500)
55930 Miscellaneous other	943,934	603,702	(340,232)
56100 Printing	75,862	15,000	(60,862)
58100 Travel	249,750	252,250	2,500
58101 Travel-local	2,500	17,500	15,000
58110 Mileage	25,800	24,000	(1,800)
58200 Travel-registration	5,000	-	(5,000)
Sub-total	\$ 45,690,604	\$ 51,086,888	\$ 5,396,284
51000 Fringe benefits	\$ 6,151,162	\$ 6,638,311	\$ 487,149
51001 Indirect costs	\$ 13,442,164	\$ 19,094,136	\$ 5,651,972
Total	\$ 65,283,930	\$ 76,819,335	\$ 11,535,405

*Totals may not add due to rounding

Overall Work Program

This table shows the same budget by work element and major budget category.

Work Element		FY20 Proposed Budget			
		Total *	Staff	Consultant	Consultant TC
010	System Planning	2,140,330	1,640,330	50,000	450,000
015	Transportation Finance	1,284,488	834,488	-	450,000
020	Environmental Planning	1,842,346	1,242,346	-	600,000
025	Air Quality and Conformity	597,055	597,055	-	-
030	Federal Transportation Improvement Program (FTIP)	2,866,474	2,866,474	-	-
045	Geographic Information Systems (GIS)	3,766,615	3,139,827	-	626,788
050	Active Transportation Planning	2,990,026	2,540,026	-	450,000
055	Regional Forecasting, Socioeconomic Technical & Policy Analysis	3,372,599	2,562,199	210,400	600,000
060	Corridor Planning	167,759	167,759	-	-
065	Sustainability Program	2,593,295	1,682,394	550,000	360,901
070	Modeling	7,709,688	6,598,158	489,330	622,200
080	Performance Assessment & Monitoring	931,971	931,971	-	-
090	Public Information and Communications	3,866,737	3,235,737	-	631,000
095	Regional Outreach and Public Participation	4,201,175	3,876,175	-	325,000
100	Intelligent Transportation Systems (ITS)	543,234	243,234	-	300,000
120	OWP Development and Administration	1,283,731	1,283,731	-	-
130	Goods Movement	2,185,113	1,735,113	-	450,000
140	Transit and Rail Planning	1,954,837	1,177,740	377,097	400,000
145	Sustainable Communities, Strategic Partnerships and Adaption Planning Grant Program	4,084,208	606,987	3,477,221	-
160	Project Management	793,151	793,151	-	-
225	Special Grant Projects	6,829,455	876,073	5,953,382	-
230	Regional Aviation and Airport Ground Access Planning	375,994	375,994	-	-
265	Express Travel Choices Phase III	49,378	49,378	-	-
266	Regional Significant Locally - Funded Projects	137,695	37,695	100,000	-
267	Clean Cities Program	131,870	131,870	-	-
275	Sustainable Communities Program	9,855,525	699,878	9,155,647	-
280	Future Communities Initiative	6,678,087	1,436,432	5,241,655	-
290	Research, Planning and Engagement for Sustainable Communities	3,586,499	1,361,499	2,225,000	-
Total Direct Costs		76,819,335	42,723,714	27,829,732	6,265,889

*Totals may not add due to rounding

*Includes indirect costs, fringe benefits, non-labor and in-kind match.

Attachment: FY 2019-20 Draft Comprehensive Budget (Approval of the Fiscal Year 2019-20 Draft Comprehensive Budget)

Overall Work Program

OWP Work Elements

The following section provides a summary of each OWP Work Element and the Strategic Plan Goal it supports.

010 System Planning

Manager: Naresh Amatya

Program Objective:

Transportation System Planning involves long-term planning for system preservation, system maintenance, optimization of system utilization, and strategic system expansion of all modes of transportation for people and goods in the six-county region, including Imperial, Los Angeles, Orange, Riverside, San Bernardino, and Ventura. The RTP/SCS is the primary vehicle SCAG uses to achieve our transportation system planning goals and objectives. As the MPO for this region, one of SCAG's major responsibilities is to develop, administer, and update the RTP/SCS. The primary objective of this work element is to ensure SCAG is fulfilling its roles and responsibilities in this area as the designated MPO and RTPA for this region. The focus of FY2019-20 will be to continue to manage, guide, and monitor progress of the 2016 RTP/SCS and develop the 2020 RTP/SCS (Connect SoCal). SCAG will ensure that Connect SoCal is consistent with state and federal requirements while addressing the region's transportation needs.

Strategic Plan:

Supports Goal #1 – Produce innovative solutions that improve the quality of life for Southern Californians.

Supports Goal #2 – Advance Southern California's policy interests and planning priorities through regional, statewide, and national engagement and advocacy.

015 Transportation Finance

Manager: Annie Nam

Program Objective:

This work program is critical to addressing some of SCAG's core activities—specifically, satisfying federal planning requirements on financial constraint; ensuring a reasonably available revenue forecast through the RTP/SCS planning horizon, and addressing system level operation and maintenance cost analyses along with capital cost evaluation of transportation investments. In FY 2019-20, this work program will continue development of the Connect SoCal financial plan.

Strategic Plan:

Supports Goal #1 – Produce innovative solutions that improve the quality of life for Southern Californians.

Overall Work Program

Supports Goal #7 – Secure funding to support agency priorities to effectively and efficiently deliver work products.

020 Environmental Planning

Manager: Ping Chang

Program Objective:

Prepare environmental documentation to ensure regulatory compliance with applicable federal and state laws. Review environmental plans, programs and projects of regional significance. Monitor changes in environmental compliance requirements such as OPR's update to the State California Environmental Quality Act (CEQA) Guidelines and recent case laws regarding CEQA litigation. The focus of FY 2019-20 will be developing Connect SoCal Programmatic Environmental Impact Report (PEIR), pursuant to CEQA and to provide stakeholder support regarding CEQA implementation. SCAG will integrate its programs within the PEIR as mitigation measures in an effort to reduce region wide impacts. Under this program, SCAG will also develop and disseminate strategies related to Planning and Environment Linkages (PEL), utilizing resources from the U.S. Department of Transportation (DOT) and Federal Highway Administration (FHWA). On environmental justice, SCAG staff will also monitor potential changes to EJ requirements and related policies (i.e. SB1000, AB617), provide support services to member agencies, as needed, to ensure regulatory compliance, and provide on-going outreach opportunities with local jurisdictions and EJ stakeholders to discuss and collect input on environmental justice issues relevant to the region by means of the Environmental Justice Working Group. And SCAG staff will use these outreach opportunities to monitor implementation of EJ policies and assist local jurisdictions that may benefit from SCAG's wide range of EJ analysis and data.

Strategic Plan:

Supports Goal #1 – Produce innovative solutions that improve the quality of life for Southern Californians.

Supports Goal #2 – Advance Southern California's policy interests and planning priorities through regional, statewide, and national engagement and advocacy.

025 Air Quality and Conformity

Manager: Ping Chang

Program Objective:

Oversee and/or perform regional transportation conformity and GHG emission analyses. Ensure that the RTP/SCS, FTIP and their amendments meet federal transportation Conformity requirements and state SB 375 regional GHG emission reduction targets. Oversee and/or provide

Overall Work Program

support for SCAG air quality planning, analysis, documentation and policy implementation. This includes collaboration with the California Air Resources Board (ARB) and local air districts in the SCAG region in developing air quality management plans/state implementation plans (AQMPs/SIPs), including new transportation conformity emission budgets to meet federal transportation conformity requirements. Facilitate federally required interagency consultation via SCAG’s Transportation Conformity Working Group (TCWG), including the processing and acting as clearinghouse for the particulate matter (PM) hot spot analysis for transportation projects within the region. Continue the process to ensure the timely implementation of transportation control measures (TCMs). Continue to track and participate in relevant air quality rulemaking. Collaborate with six County Transportation Commissions in the SCAG region to compile, review, and upload federally required information for projects funded by the Congestion Mitigation and Air Quality Improvement Program (CMAQ).

Strategic Plan:

Supports Goal #1 – Produce innovative solutions that improve the quality of life for Southern Californians.

Supports Goal #2 – Advance Southern California's policy interests and planning priorities through regional, statewide, and national engagement and advocacy.

030 Federal Transportation Improvement Program (FTIP)

Manager: Naresh Amatyia

Program Objective:

The Federal Transportation Improvement Program (FTIP) is a multimodal list of capital improvement projects programmed over a six-year period. The FTIP is the program that implements the RTP. The currently approved FTIP is the 2019 FTIP and was federally approved and found to conform on December 17, 2019. The program contains approximately \$34.6 billion worth of projects beginning FY 2018-19 to FY 2023-24. The FTIP must include all federally funded transportation projects in the region, as well as all regionally significant transportation projects and projects for which approval from a federal agency is required regardless of funding source. The FTIP is developed to incrementally implement the programs and projects in the RTP/SCS in accordance with federal and state requirements. The FTIP is amended on an on-going basis, as necessary, thereby allowing projects consistent with the RTP/SCS to move forward toward implementation.

Strategic Plan:

Supports Goal #2 – Advance Southern California’s policy interests and planning priorities through regional, statewide, and national engagement and advocacy.

Overall Work Program

045 Geographic Information Systems (GIS)

Manager: Frank Wen

Program Objective:

To support SCAG's ongoing role as a Regional Information Center and manager for all data and information related to Southern California and to provide data support and mapping capabilities to better serve the needs of the agency and our partner agencies. This program will also provide data and information to stakeholders to promote economic development and enhance the effectiveness of decision-makers. Additional goals include discovering and developing cutting edge web-GIS applications and tools for data sharing and innovative planning; providing advanced spatial analytics and visualization for insights of data and information; providing an interconnected platform for integrated planning and regional collaboration.

A top priority will be to develop a Regional Data Platform (RDP) in support of Goals 3, 4 and 6 of SCAG Strategic Plan; continue on the implementation and development of an Enterprise GIS system (including GIS hardware/software, GIS database, GIS analysis, and GIS applications) that will serve as the guide for meeting Objective #4 of the SCAG Strategic Plan; keep to provide GIS training, data cleanup/updating/sharing/standardizing and other value-added GIS services and products to our local jurisdictions. The program will play essential and critical roles to Connect SoCal development and other SCAG plans and programs.

Strategic Plan:

Supports Goal #1 – Produce innovative solutions that improve the quality of live for Southern Californians;

Supports Goal #2 – Advance Southern California's policy interests and planning priorities through regional, statewide, and national engagement and advocacy;

Supports Goal #3 – Be the foremost data information hub for the region; and

Supports Goal #4 – Provide innovative information and value-added services to enhance member agencies' planning and operations and promote regional collaboration.

Supports Goal #6 – Deploy strategic communications to further agency priorities and foster public understanding of long-range regional planning.

050 Active Transportation Planning

Manager: Sarah Jepson

Program Objective:

Staff will finalize the active transportation and public health components of Connect SoCal, as well as, play a significant role in the stakeholder engagement and outreach process to ensure the plan resonates and empowers countywide and local agencies to advance policies and projects that align with regional

Overall Work Program

planning goals. Staff will continue to research and explore opportunities and partnerships to implement the core regional active transportation strategies, including initiating a new study on reducing the vehicles miles travelled associated with school trips. In addition, staff will develop partnerships and strategies that are coordinated with the rapid deployment of micro-mobility services to advance complete streets goals and reduce the use of SOVs for short trips. Staff will also work with Caltrans, counties and individual cities to fund local active transportation plans and multi-jurisdictional active transportation projects that are part of the RTP/SCS.

Staff will also continue to manage the Regional Active Transportation Program, including providing technical assistance to project sponsors, managing planning and program grants, tracking project delivery, and preparing program amendments, as necessary. Staff will provide leadership and input at the state and regional level to ensure future funding cycles align with regional planning goals. Through continued collaboration with the California Transportation Commission, Caltrans and the Southern California Regional Transportation Planning Agencies, SCAG will also work to improve the application and allocation procedures.

As part of this work element, staff will also provide public health analyses and technical assistance to guide and support local planning efforts that advance regional policies. This includes continued collaboration on the Caltrans Strategic Highway Safety Plan Challenge Areas related to active transportation and providing technical support on safety performance measures.

Efforts will also be continued to expand regional capability to measure the impact of active transportation investments, including through better data collection, modeling and co-benefit analysis (focusing on greenhouse gas emissions, public health and the economy).

Strategic Plan:

Supports Goal #1 – Produce innovative solutions that improve the quality of life for Southern Californians.

Supports Goal #2 – Advance Southern California’s policy interests and planning priorities through regional, statewide, and national engagement and advocacy.

Supports Goal #4 – Provide innovative information and value-added services to enhance member agencies’ planning and operations and promote regional collaboration.

055 Regional Forecasting, Socioeconomic Technical & Policy Analysis

Manager: Frank Wen

Program Objective:

The key focus of this work element is to collect, compile, assess, analyze, and research socioeconomic,

Overall Work Program

technology advancement, and demographic data and their trends, develop value-added information products, including but not limited to regional and county-level population, household and employment estimates and projections, policy and regional planning implications in housing, land use, transportation, economy, job creation, innovative financing mechanisms, etc. which will be used for implementing and evaluating the 2016 Regional Transportation Plan and Sustainable Communities Strategy (RTP/SCS), and developing the innovative strategies for Connect SoCal. Essential to the program is the development of state-of-the-art growth forecasting methodology and best practices in environmental justice, land use, housing, construction and socioeconomic trends analysis.

This program also addresses the following: promote and advance in-house research and capacity with trainings and teaching research methodology, data, analytical tools—GIS, statistics, programming across the agency. Collaboration with universities, research institutes and international planning partners and peer agencies jointly conduct research and data sharing on important and emerging regional challenges and issues. Serve as the regional data and information hub, promote data and information driven decision making process and outcome. Additional program objectives include actively promote and advocate SCAG's innovative planning practices and experiences across the nation and internationally by organizing and conducting summits, workshops, symposiums, participation, presentation at key conferences, and publications in the peer-reviewed journals.

Strategic Plan:

Supports Goal #1 – Produce innovative solutions that improve the quality of live for Southern Californians;

Supports Goal #2 – Advance Southern California's policy interests and planning priorities through regional, statewide, and national engagement and advocacy;

Supports Goal #3 – Be the foremost data information hub for the region; and

Supports Goal #4 – Provide innovative information and value-added services to enhance member agencies' planning and operations and promote regional collaboration.

Supports Goal #6 – Deploy strategic communications to further agency priorities and foster public understanding of long-range regional planning.

060 Corridor Planning

Manager: Naresh Amatyia

Program Objective:

Provide input to the RTP/SCS on the design concept and scope of major transportation corridor investments, as identified upon the completion of corridor planning studies conducted under this work element and in partnership with other agencies. Ensure that corridor planning studies are completed in accordance with

Overall Work Program

federal transportation planning requirements as identified in 23 CFR 450.

Strategic Plan:

Supports Goal #1 – Produce innovative solutions that improve the quality of life for Southern Californians.

Supports Goal #2 – Advance Southern California’s policy interests and planning priorities through regional, statewide, and national engagement and advocacy.

065 Sustainability Program

Manager: Jason Greenspan

Program Objective:

SCAG’s Sustainability Program is a core effort for implementing the 2016 Regional Transportation Plan and Sustainable Communities Strategy (RTP/SCS). The program demonstrates that the region can achieve both mobility and air quality goals through local land use and policy changes along with targeted transportation investments. The program also focuses on developing regional resiliency strategies; explores pressing issues and possible challenges Southern California’s residents may face in the coming decades; and considers ways to address potential disruptions to anticipated regional development patterns and transportation investments.

Strategic Plan:

Supports Goal #1 – Produce innovative solutions that improve the quality of life for Southern Californians.

070 Modeling

Manager: Hsi-Hwa Hu

Program Objective:

Provide data and modeling services for the development and implementation of the RTP/SCS, FTIP, and other major land use and transportation planning initiatives. Analyze socioeconomic data and build analytical foundations for planning activities. Develop demographic and employment growth forecast through collaborating with local jurisdictions and peer planning agencies and building consensus. Continue to provide small area socioeconomic data for scenario planning and transportation modeling. Provide member agencies tools to analyze the impacts of their land use and planning decisions. Develop, maintain and improve SCAG’s modeling tools to more effectively forecast travel demand and estimate resulting air quality. Maintain a leadership role in the Southern California modeling community by coordinating the Region’s modeling activities and by providing technical assistance and data services to member agencies and other public institutions. Promote model consistency through an active subregional modeling program. Continue ongoing modeling collaboration with SCAG’s partners to advance the region’s modeling practices.

Overall Work Program

Strategic Plan:

Supports Goal #3 – Be the Foremost Data Information Hub for the Region.

080 Performance Assessment & Monitoring

Manager: Ping Chang

Program Objective:

Consistent with federal performance-based planning and monitoring guidance, provide performance assessment and monitoring of the SCAG region, particularly the implementation of the 2016 RTP/SCS and development of Connect SoCal. Tasks include the monitoring and assessment of regional growth and development trends, transportation system performance, environmental quality, regional sustainability and climate resilience, public health, and the socioeconomic well-being of the SCAG population, including household income and housing affordability. The results of the monitoring and assessment program provide the basis for informed policy-making and support plan implementation, particularly in relation to regional transportation planning and required federal performance monitoring and reporting. This program also works with the California Department of Transportation in the coordination and data collection mandated under the Highway Performance Monitoring System (HPMS).

Strategic Plan:

Supports Goal #4 – Provide innovative information and value-added services to enhance member agencies' planning and operations and promote regional collaboration.

090 Public Information & Communications

Manager: Jeff Liu

Program Objective:

Develop and execute a comprehensive external communications program that informs diverse audiences about SCAG programs, plans, initiatives and services through various email and social media channels, engagement with local media, video production, websites and print collateral.

Strategic Plan:

Supports Goal #6 – Deploy strategic communications to further agency priorities and foster public understanding of long-range regional planning.

Overall Work Program

095 Regional Outreach & Public Participation

Manager: **Javiera Cartagena**

Program Objective:

Engage regional stakeholders in the SCAG planning and programming process through the support and enhancement of outreach efforts to local governments, Tribal Governments, and members of the various stakeholder entities, including community, environmental, business, and academic groups, as well as other interested parties. The SCAG Regional Offices are critical components in these efforts, with SCAG staff assigned to an office in each county in the SCAG region.

Strategic Plan:

Supports Goal #2 – Advance Southern California’s policy interests and planning priorities through regional, statewide, and national engagement and advocacy; Goal #4 – Provide innovative information and value-added services to enhance member agencies’ planning and operations and promote regional collaboration.

100 Intelligent Transportation Systems (ITS)

Manager: **Philip Law**

Program Objective:

Continue engaging with regional stakeholders on ITS and ITS related matters, including use and maintenance of the updated Regional ITS Architecture. Maintain the web-accessible Architecture and provide documentation to maximize usability of the Architecture and ensure on-going maintenance. Seek to provide training and educational opportunities to stakeholders on ITS related topics in partnership with FHWA/Caltrans as opportunities become available.

Strategic Plan:

Supports Goal #1 – Produce innovative solutions that improve the quality of life for Southern Californians.

120 OWP Development & Administration

Manager: **Erika Bustamante**

Program Objective:

Develop, administer, and monitor the Overall Work Program (OWP). The OWP is a required function of SCAG as the Metropolitan Planning Organization (MPO) for this region and provides a detailed description of the planning activities that will be completed by the MPO and its partners in the fiscal year.

Overall Work Program

Strategic Plan:

Supports Goal #7 – Secure funding to support agency priorities to effectively and efficiently deliver work products.

130 Goods Movement

Manager: Annie Nam

Program Objective:

This work program focuses on integrating freight related transportation initiatives into the regional transportation planning process, including efforts to refine and support the implementation of the Comprehensive Regional Goods Movement Plan and Implementation Strategy. This strategy includes proposals set forth in the 2016 RTP/SCS.

Strategic Plan:

Supports Goal #2 – Advance Southern California’s policy interests and planning priorities through regional, statewide, and national engagement and advocacy.

Supports Goal #7 – Secure funding to support agency priorities to effectively and efficiently deliver work products.

140 Transit and Rail Planning

Manager: Philip Law

Program Objective:

Support and engage transit and rail operations in corridor and regional planning efforts and in further refining the transit and rail strategies for inclusion in Connect SoCal. Monitor FTA rulemaking and guidance related to new provisions for performance based planning and coordinate with transit operators to address specific requirements related to transit safety and transit asset management (TAM), as they relate to metropolitan transportation planning. Assess and monitor regional transit system performance. Work with transit operators through the Regional Transit Technical Advisory Committee to ensure stakeholder input and participation in the metropolitan transportation planning process, consistent with the SCAG MOUs with the transit operators.

Strategic Plan:

Supports Goal #1 – Produce innovative solutions that improve the quality of life for Southern Californians.

Overall Work Program

145 Sustainable Communities, Strategic Partnerships and Adaptation Planning Grant Program

Manager: Erika Bustamante

Program Objective:

To encourage local and regional planning that furthers state goals; to identify and address statewide, interregional, or regional transportation deficiencies on the State highway system; and to support planning actions at the local and regional levels that advance climate change efforts on the transportation system.

Strategic Plan:

Supports Goal #2 – Advance Southern California’s policy interests and planning priorities through regional, statewide, and national engagement and advocacy;

Supports Goal #4 – Provide innovative information and value-added services to enhance member agencies’ planning and operations and promote regional collaboration.

160 Project Management

Manager: Kome Ajise

Program Objective:

Improve SCAG's project management practices to support our project managers in delivering quality products and services on time and within budget through the development of a Project Management Manual and training's that outlines the project management processes and procedures that all SCAG project managers will be expected to follow.

Strategic Plan:

Supports Goal #1 – Produce innovative solutions that improve the quality of life for Southern Californians.

Supports Goal #7 – Secure funding to support agency priorities to effectively and efficiently deliver work products.

225 Special Grant Projects

Manager: Sarah Jepson

Program Objective:

To fund and participate in environmental and transportation specialized projects with funding from discretionary grants and/or local funds contributed by local jurisdictions. Grants assist the region and local agencies to better integrate land use, technology and transportation planning to develop alternatives for addressing growth, sustainability and to assess efficient infrastructure investments

Overall Work Program

that meet community needs. In addition, staff has secured multiple grants to support Go Human, a Regional Active Transportation Safety and Encouragement Campaign. The Campaign will be implemented in partnership with the six county health departments and six county transportation commissions and aims to increase levels of active transportation while reducing collisions. The multi-faceted campaign will include partnering with local agencies on demonstration projects, coordinating safety trainings and workshops, and increasing public awareness of the rules of the road through outreach and advertising partnerships.

SCAG will also administer an ATP grant to develop a regional template for active transportation plans in disadvantaged communities. The template will be used to partner with at least six cities to prepare active transportation plans.

Strategic Plan:

Supports Goal #1 – Produce innovative solutions that improve the quality of life for Southern Californians;

Supports Goal #2 – Advance Southern California’s policy interests and planning priorities through regional, statewide, and national engagement and advocacy;

Supports Goal #4 – Provide innovative information and value-added services to enhance member agencies’ planning and operations and promote regional collaboration.

230 Regional Aviation & Airport Ground Access Planning

Manager: Naresh Amatya

Program Objective:

Continue to monitor progress of the 2016 RTP/SCS Aviation Program and support policies and actions, including promotion of regionalization at airports within the region, and continue to prepare for updating the Regional Aviation Element in Connect SoCal.

Strategic Plan:

Supports Goal #1 – Produce innovative solutions that improve the quality of life for Southern Californians.

Supports Goal #2 – Advance Southern California’s policy interests and planning priorities through regional, statewide, and national engagement and advocacy.

265 Express Travel Choices Phase III

Manager: Annie Nam

Program Objective:

Overall Work Program

Develop an implementation strategy for mobility innovations and incentives.

Strategic Plan:

Supports Goal #1 – Produce innovative solutions that improve the quality of life for Southern Californians.

Supports Goal #7 – Secure funding to support agency priorities to effectively and efficiently deliver.

266 Regional Significant Locally-Funded Projects

Manager: Erika Bustamante

Program Objective:

This work program funds projects with local funds that are not eligible for Federal planning funds.

Strategic Plan:

Supports Goal #4 – Provide innovative information and value-added services to enhance member agencies' planning and operations and promote regional collaboration.

267 Clean Cities Program

Manager: Jason Greenspan

Program Objective:

Administer the U.S. Department of Energy (DOE) Clean Cities Program for the SCAG Clean Cities Coalition, including performing outreach and marketing in support of expanding alternative fuels in the SCAG region through on going funds from DOE and funds from the California Energy Commission (CEC). Partner with public and private entities to displace petroleum gasoline use by encouraging purchase of alternative vehicles, increasing efficiency of existing fleet vehicles, and reduction of vehicle miles traveled (VMT).

Strategic Plan:

Supports Goal #4 – Provide innovative information and value-added services to enhance member agencies' planning and operations and promote regional collaboration.

275 Sustainable Communities Program

Manager: Jason Greenspan

Program Objective:

The Sustainable Communities Program (SCP) is a proven, recognized and effective framework for

Overall Work Program

deploying essential planning resources throughout the SCAG region. This collaborative initiative provides assistance to member local jurisdictions to coordinate sustainable transportation, land use and regional policies and issues in local planning. The SCP seeks to provide needed planning resources to local jurisdictions for sustainability planning efforts; develop local plans that support the implementation of the 2016 RTP/SCS; and increase the region’s competitiveness for federal and state funds. The program seeks planning solutions to local growth challenges and results in strategies that promote local and regional sustainability through the integration of transportation and land use, with particular focus on developing and practical strategies to reduce greenhouse gases. It will continue to be a critical tool in achieving SB 375 targets and other State goals aimed at reducing GHG emissions. The three main program categories – Integrated Land Use; Active Transportation; and Green Region Initiative – provides a framework for supporting State priorities and reducing vehicle miles travelled (VMT).

Strategic Plan:

- Supports Goal #1 – Produce innovative solutions that improve the quality of live for Southern Californians;
- Supports Goal #2 – Advance Southern California’s policy interests and planning priorities through regional, statewide, and national engagement and advocacy;
- Supports Goal #4 – Provide innovative information and value-added services to enhance member agencies’ planning and operations and promote regional collaboration.

280 Future Communities Initiative

Manager: Frank Wen & Philip Law

Program Objective:

The Future Communities Initiative, guided by the Emerging Technologies Committee, includes early action items aimed at harnessing the power of new technologies, big data, open data as well as enhanced analytics to promote innovation in regional and local planning and reduce transportation demand. Tools and resources provided through the initiative will enable more informed regional and local policy making, increase the efficiency of public service delivery, and ensure the financial sustainability of future cities. The Future Communities Initiative will play a key role in reducing VMT and GHG emissions by modernizing regional land-use and transportation planning tools, fostering data-driven collaboration with SCAG’s partner agencies, and providing local agencies with planning resources to pilot new technologies and initiatives to reduce travel demand.

Strategic Plan:

- Supports Goal #1 – Produce innovative solutions that improve the quality of live for Southern Californians;
- Supports Goal #3 – Be the foremost data information hub for the region.

Overall Work Program

Supports Goal #4 – Provide innovative information and value-added services to enhance member agencies’ planning and operations and promote regional collaboration.

290 Research, Planning, and Engagement for Sustainable Communities Manager: Jason Greenspan

Program Objective:

SCAG staff initiated implementation of the 2016 RTP/SCS immediately after its adoption, and has since launched research, planning and studies in preparation for the 2020 SCS. Much of SCAG’s research and planning is focused on reducing single occupancy vehicle trips and transportation related GHG through: advancing mode shift; transportation demand management; operational efficiency; system accessibility; and integration of future transportation, employment and land use.

Strategic Plan:

Supports Goal #1 – Produce innovative solutions that improve the quality of live for Southern Californians.

Supports Goal #2 – Advance Southern California’s policy interests and planning priorities through regional, statewide, and national engagement and advocacy.

FTA Discretionary and Formula Grant Budget

FTA Discretionary and Formula Grant Budget

What is the FTA Discretionary and Formula Grant Budget?

SCAG is the Designated Recipient of Federal Transit Administration (FTA) Urbanized Area Formula Grants under 49 U.S.C. Section 5307 for the large urbanized areas (UZAs) with populations of 200,000 or more (according to the latest U.S. Census) in the SCAG region. Pursuant to the two-year transportation reauthorization bill that was signed into Law on July 6, 2012, the Moving Ahead for Progress in the 21st Century Act (MAP-21; P.L. 112-131), funding is authorized for 49 U.S.C. Section 5339 Bus and Bus Facilities Formula Grants Program and U.S.C. Section 5312 National Research & Technology Program to SCAG due to being the Section 5307 Designated Recipient.

As the Designated Recipient, SCAG is responsible to apply for and pass through Section 5339 and Section 5312 grant funds for specialized transportation programs and projects, which provide capital funding to replace, rehabilitate and purchase buses, vans, fixed guide-way, as well as to construct related facilities and purchase related equipment.

FTA Discretionary and Formula Grant Budget

The following table shows the FTA Discretionary and Formula Grant line item budget.

Cost Category	FY19 Amend No. 2	FY20 Proposed	Incr (Decr)
500XX Staff	\$ 58,477	\$ 50,282	\$ (8,195)
54360 Pass Through Payments	12,075,472	4,480,619	\$ (7,594,853)
55930 Miscellaneous other	64,847	78,051	\$ 13,204
59090 Expense - Local Cash	9,767,224	6,268,529	\$ (3,498,695)
Sub-total	\$ 21,966,020	\$ 10,877,481	\$ (11,088,539)
51 000 Fringe benefits	\$ 46,162	\$ 39,926	\$ (6,236)
51 001 Indirect costs	\$ 97,894	\$ 113,203	\$ 15,309
Total	\$ 22,110,076	\$ 11,030,610	\$ (11,079,466)

TDA Capital and Debt Service Budget

TDA Capital and Debt Service Budget

What is the TDA Budget?

State of California Public Utilities Code Section 99233.2 authorizes the Transportation Commissions in Los Angeles, Orange, Riverside and San Bernardino counties to allocate up to 1/2 of 1 percent of their local transportation funds to SCAG as the multi-county planning agency for the region. SCAG uses TDA to fund local initiatives and to provide cash match as needed for projects funded with state or federal funds.

TDA Capital and Debt Service Budget

In FY 2019-20, the TDA budget includes \$9,424,920 for SCAG consultants and staff related costs, and \$739,005 for capital purchases and debt service payments for furniture/fixtures and audio visual equipment for the new SCAG offices.

The following table shows the TDA line item budget.

	FY19 Amend No. 2	FY20 Proposed	Incr (Decr)
REVENUES:			
TDA Revenue	\$ 5,722,249	\$ 6,106,028	\$ 383,779
Transfer from Fund Balance	758,341	4,057,897	3,299,556
Total Revenues	6,480,590	10,163,925	3,683,335
EXPENDITURES:			
500XX Staff	\$ 596,478	\$ 1,481,117	\$ 884,639
54300 SCAG consultant	4,011,423	3,739,799	(271,624)
54302 Non-Profits/IHL	-	55,629	55,629
55250 Cloud Services	-	56,127	56,127
55920 Other meeting expense	3,344	1,376	(1,968)
55930 Miscellaneous other	106,326	172,829	66,503
58100 Travel	6,459	34,598	28,139
58110 Mileage	1,500	-	(1,500)
Sub-total	4,725,530	5,541,475	815,945
51000 Fringe benefits - Reg Staff	253,779	856,862	603,083
51003 Fringe benefits - Intern	-	82,086	82,086
51001 Indirect Cost	795,454	2,944,497	2,149,043
Non-Capital	\$ 5,774,763	\$ 9,424,920	\$ 3,650,157
55310 F&F Principal	231,850	239,928	8,078
55315 F&F Interest	49,426	27,635	(21,791)
55320 AV Principal	102,665	133,703	31,038
55325 AV Interest	21,886	6,390	(15,496)
55730 Capital Outlay	300,000	300,000	-
55930 Miscellaneous Other	-	31,349	31,349
Capital & Debt Service	\$ 705,827	\$ 739,005	\$ 33,178
Total Expenditures	\$ 6,480,590	\$ 10,163,925	\$ 3,683,335

General Fund Budget

General Fund Budget (GF)

What is the General Fund Budget?

The General Fund (GF) has been established to: provide support to the Regional Council (RC) and its Subcommittees for the costs of stipends and travel; fund costs not eligible for grant reimbursement; provide a source of working capital; finance program expenditures, which must be paid prior to sending requisitions to certain federal and state grantors; and authorize establishment of, and borrowing from, a line of credit. The General Fund is not an available resource to fund project costs otherwise chargeable to grants.

The RC is responsible for conducting the affairs of SCAG pursuant to Article V (A) 4 of the By-Laws. Among other duties, the RC reviews and may revise, amend, increase or decrease the proposed annual GF budget as prepared by the Chief Financial Officer. The RC submits the approved GF budget to members of the General Assembly (GA) at least thirty (30) days before the annual meeting for review. After adoption of the budget and the annual assessment schedule by the GA, the RC controls all GF expenditures in accordance with the budget.

Membership Dues Assessments

The By-Laws require the Executive Director to annually submit the GF budget to the RC. Upon its adoption, the GA fixes membership assessment for all members of SCAG in amounts sufficient to provide the funds required by the GF budget. Member dues are calculated in accordance with the guidelines of the By-Laws.

General Fund Budget

General Fund Line Item Budget

The following table shows General Fund revenues and expenditures by task.

		FY18 ACTUAL	FY19 AMEND NO. 2 BUDGET	FY20 PROPOSED BUDGET	FY19 AMEND NO. 2 TO FY20 PROPOSED INCR (DECR)
REVENUE:	Membership Dues:				
	Counties	300,111	307,523	315,098	7,575
	Cities	1,577,575	1,637,939	1,680,031	42,092
	Commissions	88,500	88,500	88,500	-
	Transportation Corridor Agency	10,000	10,000	10,000	-
	Air Districts	10,000	10,000	10,000	-
	Sub-total	1,986,186	\$ 2,053,962	\$ 2,103,629	\$ 49,667
	Interest	103,616	95,000	95,000	-
	Other	38,702	121,650	41,800	(79,850)
	General Assembly Sponsorships & Registrations	392,095	340,000	340,000	-
	Proceeds of Financing	1,943,484	-	-	-
	Transfer from Fund Balance	-	-	1,355,035	1,355,035
Sub-total	2,477,898	\$ 556,650	\$ 1,831,835	\$ 1,275,185	
Total Revenues		4,464,084	\$ 2,610,612	\$ 3,935,464	\$ 1,324,852
EXPENDITURES:					
Task .01 Regional Council	Regional Council:				
	Staff Time	110	9,904	10,102	198
	Legal Services	114,943	105,000	120,000	15,000
	Miscellaneous Other	1,165	1,000	-	(1,000)
	Networking Mtgs/Special Events	495	15,000	1,000	(14,000)
	Other Meeting Expense	6,673	20,000	10,000	(10,000)
	Printing	-	500	-	(500)
	RC/Committee Meeting	22,032	20,000	25,000	5,000
	RC Retreat	9,734	5,000	10,000	5,000
	Stipends	191,350	207,422	210,485	3,063
	Travel - Outside	59,082	25,000	60,000	35,000
	Travel - Local	35,803	20,000	35,000	15,000
	Travel - Reg Fees	8,331	-	-	-
	Mileage - Local	23,606	15,000	25,000	10,000
Task sub-total	473,325	\$ 443,826	\$ 506,587	\$ 62,761	
Task 0.02 Legislative	External Legislative:				
	Staff Time	-	6,575	5,717	(858)
	Federal Lobbyist	-	100,000	115,000	15,000
	Other Meeting Expense	23,358	20,000	40,000	20,000
	Resource Materials / Subscriptions	3,216	-	2,000	2,000
State Lobbyist	92,399	95,850	100,000	4,150	
Task sub-total	118,974	\$ 222,425	\$ 262,717	\$ 40,292	
Task .03 RHNA	RHNA:				
	Staff Time	56,193	195,782	211,357	15,575
	RHNA Subregional Delegation	-	-	500,000	500,000
	Legal Services	-	50,000	-	(50,000)
Task sub-total	56,193	\$ 245,782	\$ 711,357	\$ 465,575	

General Fund Budget

General Fund Line Item Budget (continued...)

		FY18 ACTUAL	FY19 AMEND NO. 2 BUDGET	FY20 PROPOSED BUDGET	FY19 AMEND NO. 2 TO FY20 PROPOSED INCR (DECR)
Task 0.04 Other Non-Labor	Other Non-Labor:				
	Bank Fees	12,058	12,500	12,500	-
	Contingency	907,338	-	-	-
	Demographic Workshop	26,785	18,000	28,000	10,000
	Economic Summit	108,378	80,000	100,000	20,000
	Housing Summit	-	40,000	20,000	(20,000)
	Legal Services	65,813	-	-	-
	Miscellaneous Other	29,471	6,000	90,475	84,475
	Office Supplies	15,765	20,000	-	(20,000)
	Other Meeting Expense	85,749	-	25,000	25,000
	Professional Memberships	10,630	11,500	11,500	-
	SCAG Consultant	323,528	60,000	76,400	16,400
	SCAG Memberships	52,717	108,500	116,000	7,500
	Scholarships	36,000	32,000	32,000	-
	Sponsorships	181,596	135,000	200,000	65,000
	Travel	1,968	4,500	2,500	(2,000)
	Travel - Local	1,456	500	1,500	1,000
Staff Lodging Expense	13,294	-	13,500	13,500	
Mileage - Local	303	500	500	-	
	Task sub-total	1,872,851	\$ 529,000	\$ 729,875	\$ 200,875
Task .06 GA	General Assembly:				
	Staff Time	3,232	26,372	28,423	2,051
	General Assembly	557,488	375,000	672,000	297,000
	Miscellaneous Other	40,533	-	-	-
	Printing	8,017	25,000	25,000	-
	Travel - Outside	15,232	-	-	-
	Travel - Local	1,399	-	-	-
Mileage	1,636	3,000	3,000	-	
	Task sub-total	627,538	\$ 429,372	\$ 728,423	\$ 299,051
Task .07 LHI	Leasehold Improvements:				
	Capital Outlay	391,092	-	-	-
	SCAG Consultant	146,006	-	-	-
	Task sub-total	537,097	\$ -	\$ -	\$ -
Task .10 Capital	Capital Outlay > \$5K:				
	Capital Outlay	360,781	-	-	-
		360,781	\$ -	\$ -	\$ -
Task .11 Public Records Administration	Public Records Administration:				
	Staff Time	1,786	20,658	21,153	495
		1,786	\$ 20,658	\$ 21,153	\$ 495
Task .14 International Collaboration	International Collaboration:				
	Staff Time	9,003	9,514	9,958	444
	Printing	-	5,000	5,000	-
	Travel	14,860	5,000	30,000	25,000
	Travel - Local	177	-	-	-
Mileage	57	-	-	-	
		24,097	\$ 19,514	\$ 44,958	\$ 25,444

General Fund Budget

General Fund Line Item Budget (continued...)

		FY18 ACTUAL	FY19 AMEND NO. 2 BUDGET	FY20 PROPOSED BUDGET	FY19 AMEND NO. 2 TO FY20 PROPOSED INCR (DECR)
Task .20 Go Human Events	Go Human Events: Go Human	229	-	-	-
		229	\$ -	\$ -	\$ -
Task .22 Debt Service, F&F and AV	Debt Service, F&F and AV F&F Principal F&F Interest AV Principal AV Interest	97,023 19,464 33,766 6,193	- - - -	- - - -	- - - -
		156,446	\$ -	\$ -	\$ -
Task .23 Other Labor	Other Labor: Staff Time	10,893	10,924	14,147	3,223
		10,893	\$ 10,924	\$ 14,147	\$ 3,223
	Total for all tasks	4,240,210	\$ 1,921,501	\$ 3,019,217	\$ 1,097,716
	Allocated Fringe Benefits	62,175	220,821	238,890	18,069
	Allocated Indirect Costs	128,350	468,290	677,357	209,067
	Total	4,430,734	\$ 2,610,612	\$ 3,935,464	\$ 1,324,852

*Totals may not add due to rounding

Attachment: FY 2019-20 Draft Comprehensive Budget (Approval of the Fiscal Year 2019-20 Draft Comprehensive Budget)

Fringe Benefits Budget

Fringe Benefits Budget (FB)

What is the Fringe Benefits Budget?

Fringe benefits (FB) are employee-associated costs such as leave expenses (vacation, holidays, personal floating holidays, sick leave, etc.), health plan expenses, retirement plan expenses, workers' compensation insurance, unemployment insurance, bus/rail/carpool expenses, tuition reimbursement expenses, and deferred compensation expenses. These costs are expressed as a rate for full-time regular staff. The rate is the pooled costs of the fringe benefits divided by the total salaries for full-time regular staff.

To participate in SCAG's fringe benefits program, staff must hold benefits-eligible positions as regular, at-will or limited-term positions. Some of these programs provide staff and their families with financial protection if they become ill or disabled. Others are designed to aid them in preparing for retirement or in meeting educational costs they incur for themselves. Others are designed to allow staff and their family's time to recreate and spend time together.

The employee-associated costs are related to SCAG's full-time staff to generate a fringe benefits burden rate. The fringe benefits burden is applied to all staff charges in OWP, General Fund and Indirect projects.

A rate is applied to all OWP, GF and IC salaries, e.g., for every \$1,000 of salaries, the FB budget is \$794.03 (79.40%).

Some part-time staff, interns, and temporary employees are eligible for SCAG's limited fringe benefits. Part-time staff, interns, and temporary employee benefits are calculated separately and are not part of the fringe benefits burden rate.

Fringe Benefits Budget

Fringe Benefits Budget

The following table shows the Fringe Benefits line item budget.

GL Account	Line Item	FY19 Amend No. 2	FY20 Proposed	Incr (Decr)
60002	Sick leave	272,404	328,780	56,376
60004	PFH	245,056	295,067	50,011
60003	Holiday	571,934	657,175	85,241
60001	Vacation	1,023,687	1,044,560	20,873
60032	Sick - Intems	-	15,900	15,900
60110	PERS	4,607,315	5,396,689	789,374
60120	PARS	73,621	75,094	1,473
60200	Health insurance - actives	1,353,600	1,478,400	124,800
60201	Health insurance - retirees PAYGO	636,009	636,009	-
60202	Health insurance - retirees GASB 45	242,805	242,805	-
60210	Dental insurance	217,049	235,826	18,777
60220	Vision insurance	59,632	65,501	5,869
60225	Life insurance	83,863	78,190	(5,673)
60240	Medicare tax employers - regular staff	218,855	240,863	22,008
60245	Social security tax employers - regular staff	38,250	-	(38,250)
60250	Medicare tax employers - interns	-	6,917	6,917
60255	Social security tax employers - interns	-	36,491	36,491
60300	Tuition reimbursement	32,832	43,776	10,944
60310	Bus passes - regular staff	156,639	137,749	(18,890)
60315	Bus passes - interns	-	38,093	38,093
60320	Carpool reimbursement	420	420	-
60400	Workers compensation	170,048	170,048	-
60405	Unemployment compensation Insurance	35,000	35,000	-
60410	Miscellaneous employee benefits	66,035	66,954	919
60415	SCAG 457 match	120,500	96,500	(24,000)
60450	Benefits administrative fees	2,914	3,508	594
60500	Automobile allowance	18,420	14,400	(4,020)
		10,246,888	11,440,715	1,193,827

*Totals may not add due to rounding

Attachment: FY 2019-20 Draft Comprehensive Budget (Approval of the Fiscal Year 2019-20 Draft Comprehensive Budget)

Indirect Cost Budget

Indirect Cost Budget (IC)

What is the Indirect Cost Budget?

The Indirect Cost Budget is established to provide funding for staff salaries, fringe benefits and other non-labor costs that are not attributable to an individual direct program project, except on a pro-rata basis. The Indirect Cost Allocation Plan (ICAP) is based on Caltrans guidelines and requires their approval.

How is the Indirect Cost Budget Funded?

An IC rate, approved by Caltrans, is applied to all productive staff salaries and fringe costs. For example, for every \$1,000 of direct salaries and fringe, the IC budget is \$1,254.95 (125.50%). A review of the comprehensive line item budget chart on page 12 shows the impact of this concept. Notice that the OWP (pg.18) and General Fund (pg.39) budgets have each allocated funds for indirect costs which represents each budget component's share of funding the Indirect Cost program.

Indirect Cost Budget

Indirect Cost Budget

The following table shows the IC budget by category.

GL Account	Cost Category	FY19 Amend No. 2	FY20 Proposed	Incr (Decr)
	Staff	\$ 5,011,133	\$ 5,833,775	\$ 822,642
54300	SCAG consultant	1,688,172	1,333,750	(354,422)
54340	Legal	125,000	40,000	(85,000)
55210	Software support	453,078	519,400	66,322
55220	Hardware support	86,000	415,000	329,000
55230	Computer maintenance	2,000	250,000	248,000
55240	Repair- maintenance	15,000	26,500	11,500
55315	Furniture & Fixture Interest	-	11,604	11,604
55325	Audio-visual Equipment Interest	-	19,745	19,745
55400	Office rent / Operating expense	724,350	1,538,000	813,650
55410	Office rent satellite	245,883	260,000	14,117
55415	Off-site Storage	2,500	5,000	2,500
55420	Equipment leases	120,000	100,000	(20,000)
55430	Equip repairs and maintenance	26,500	1,000	(25,500)
55435	Security Services	100,000	100,000	-
55440	Insurance	199,089	238,385	39,296
55441	Payroll / bank fees	15,000	15,000	-
55445	Taxes	5,000	5,000	-
55460	Materials & equipment < \$5K	14,000	64,000	50,000
55510	Office supplies	73,800	73,800	-
55520	Graphic Supplies	2,500	2,500	-
55530	Telephone	170,000	195,000	25,000
55540	Postage	10,000	10,000	-
55550	Delivery services	-	5,000	5,000
55600	SCAG memberships	91,950	76,200	(15,750)
55610	Professional memberships	-	1,500	1,500
55620	Resource materials	57,300	70,800	13,500
55700	Depreciation - furniture & fixture	232,000	185,000	(47,000)
55710	Depreciation - computer	35,000	-	(35,000)
55715	Amortization - software	250,000	1,684	(248,316)
55720	Amortization - lease	70,000	62,500	(7,500)
55800	Recruitment adverting	20,000	25,000	5,000
55801	Recruitment - other	38,000	45,000	7,000
55810	Public notices	2,500	2,500	-
55820	In House Training	20,000	30,000	10,000
55830	Networking Meetings/Special Events	11,500	22,500	11,000
55840	Training Registration	65,000	65,000	-
55920	Other meeting expense	2,500	2,500	-
55930	Miscellaneous other	6,500	9,500	3,000
55950	Temporary help	38,500	105,000	66,500
56100	Printing	20,000	23,000	3,000
58100	Travel	82,500	82,800	300
58101	Travel - local	21,250	19,500	(1,750)
58110	Mileage	26,100	23,500	(2,600)
	Sub-total	\$ 10,179,605	\$ 11,915,943	\$ 1,736,338
51000	Fringe benefits - regular staff	3,828,743	4,508,334	679,591
51003	Fringe benefits - interns	-	15,315	15,315
	Total	\$ 14,008,348	\$ 16,439,592	\$ 2,431,244

*Totals may not add due to rounding

Indirect Cost Budget

IC Functional Activities

The Indirect Cost budget is spread across several functional areas within the agency. The following chart describes the functional areas.

Group	Area	Functional Activity
Administration	Finance	Finance is responsible for all financial activities of the agency, including accounting, budget & grants, investment policy, contracts, procurement, internal audits, and directing outside audits.
	Human Resources	Human Resources (HR) is responsible for staff recruitment, employee relations, training, employee benefits, maintaining personnel records, and administration of personnel rules and systems.
	Information Technology	Information Technology (IT) supports IT operations, computers for office staff, modeling and GIS capabilities, phone systems, video conferencing and networks as well as Facilities/property management for all of SCAG offices.
Agency-wide Management		The Agency-wide Management section is responsible for the management of staff, the budget, and day-to-day operations of the departments. The Executive Director is the official representative of the agency and its policies.
Legal Services		Legal Services is responsible for all internal and external legal affairs of the Association.
Policy & Public Affairs	Legislation	This unit is responsible for interfacing with the legislative processes at the federal and state level.
	Regional Services & Public Affairs	The primary responsibility of this unit is to maintain and expand governmental, community and private sector participation in the regional planning work of SCAG. This is done by working with cities and counties, local government officials, community and business interest groups.



DRAFT
**Comprehensive
Budget**
Fiscal Year 2019-2020

SECTION III
Appendices

Attachment: FY 2019-20 Draft Comprehensive Budget (Approval of the Fiscal Year 2019-20 Draft Comprehensive Budget)

Budget Line Items

Description of Budget Line Item

The following chart shows budget line items and a description.

Account/Line Item	Description
500XX Staff	Staff wages including non-worktime.
54300 Consultant	Outside experts retained to provide special expertise.
54302 Non-Profits/IHL	Partnerships with non-profit organizations and institutes of higher learning (IHL).
54303 Consultant TC	Same as 54300 above. Toll credits are used in lieu of local matching funds, which allows for work to be 100% funded with federal funds.
54340 Legal	Outside legal experts retained to provide special expertise.
54360 Pass-Through Payments	Payments received by SCAG but passed through to other agencies.
55210 Software Support	Fees paid for telephone support and updates of SCAG's high end desktop and network software.
55220 Hardware Support	Fees paid for maintenance and repair contracts on SCAG's computer servers.
55230 Computer Maintenance	Fees paid for maintenance on SCAG computers.
55240 Repair - Maintenance	Processes that do not enhance function or extend the useful life of an asset are expensed as repairs.
55250 Cloud Services	Monthly recurring costs for cloud compute and storage capacity.
5528X 3rd Party Contribution	Like-kind contribution from other agencies that are match for SCAG's grants.
55284 Toll Credits	Toll credits are earned when the state funds a capital transportation investment with toll revenues earned on existing toll facilities. Toll credits that can be used as a substitution for local matching funds, which allows for work to be 100% funded with federal funds.
55310 Furniture & Fixture Principal	Principal paid for furniture and fixture.
55315 Furniture & Fixture Interest	Interest paid for furniture and fixture.
55320 Audio-visual Equipment Principal	Principal paid for audio-visual equipment.
55325 Audio-visual Equipment Interest	Interest paid for audio-visual equipment.
55400 Office Rent / Operating Expense	Rent and operating expense paid for SCAG's main office.

Budget Line Items

Account/Line Item	Description
55410 Office Rent Satellite	Rent paid for SCAG's satellite offices.
55415 Off-site Storage	Fees paid for off-site storage.
55420 Equipment Leases	Fees paid for copier, telephone, postage, equipment, etc.
55425 Lease Obligation Payment	Lease obligation payable to the landlord of the Los Angeles office in FY18.
55430 Equipment Repairs - Maintenance	Fees paid to outside vendors to repair SCAG owned equipment.
55435 Security Services	The cost of physical security services at SCAG's locations.
55440 Insurance	SCAG's liability insurance.
55441 Payroll / Bank Fees	Fees paid for payroll processing & bank services.
55445 Taxes	Personal property taxes levied on SCAG's assets.
55460 Materials & Equipment <\$5,000	Used to buy capital equipment with unit costs under \$5,000 (it's not necessary to capitalize and depreciate).
55510 Office Supplies	Routine office supplies and paper for copy machines.
55520 Graphic Supplies	Materials used in the production of documents for agency communications, presentations, etc.
55530 Telephone	SCAG's monthly telephone fees paid for both voice and data lines.
55540 Postage	Postage and delivery fees.
55550 Delivery Services	Cost of outside courier delivery and other non-USPS services.
55580 Outreach/Advertisement	Cost of advertising and public outreach for SCAG programs and services.
55600 SCAG Memberships	Pays for SCAG to belong to various organizations.
55610 Professional Memberships	Fees paid on behalf of SCAG employees to belong to certain professional organizations.
55620 Resource Materials / Subscriptions	Fees for book purchases, subscriptions and data acquisition.
55700 Depreciation - Furniture & Fixtures	The general fund buys assets that have a cost greater than \$5,000 using account 55730, Capital Outlay. The cost is recovered when depreciation is charged to a grant using this account.

Budget Line Items

Account/Line Item	Description
55710 Depreciation – Computer	Same as 55700 above.
55715 Amortization – Software	To account for amortization of software.
55720 Amortization – Lease	To account for amortization of leasehold improvements.
55725 Fixed Asset Write-Down	Adjustments to the carrying cost of capitalized assets.
55730 Capital Outlay	Fixed asset purchases greater than \$5,000. The cost is recovered when depreciation is charged to a grant.
55800 Recruitment - Advertising	Advertising in certain journals and publications regarding job opportunities at SCAG.
55801 Recruitment – Other	Moving expenses and cost of sponsoring foreign employees (visas).
55810 Public Notices	Legal advertising that SCAG must undertake to support certain programs or grants.
55820 Staff Training	Used to provide access to outside training opportunities or to bring experts for in-house training.
55830 Networking Meetings / Special Events	Cost of informational events attended by SCAG staff and elected officials.
55840 Training Registration	Training registration cost for staff.
55860 Scholarships	Contributions by SCAG to offset the educational expense of selected students.
55910 RC/Committee Meetings	Pays for the food and other expenses associated with hosting RC and committee meetings.
55912 RC Retreat	The RC holds an annual off-site retreat. This budget pays for the actual meeting expenses such as meals and conference facilities.
55914 RC General Assembly	The by-laws require an annual meeting of the membership. This budget pays for the actual meeting expenses such as meals and conference facilities.
55915 Demographic Workshop	Pays for the meeting expenses of the annual workshop that addresses demographic issues.
55916 Economic Summit	Pays for the meeting expenses of the annual summit that addresses economic issues.
55918 Housing Summit	Pays for the expenses of the annual summit that addresses housing issues.
55920 Other Meeting Expense	Pays for other, non-food expenses related to meeting support.
55925 RHNA Subregional Delegation	Financial assistance for subregional entities who accept delegation of the RHNA process.

Budget Line Items

Account/Line Item	Description
55930 Miscellaneous Other	Pays for other, minor expenses not categorized elsewhere.
55940 Stipend-RC Meeting	Stipends paid to RC Members for attending meetings.
55950 Temporary Help	SCAG occasionally uses employment agencies to provide short term staffing.
55980 Contingency – General Fund	Funds available for unforeseen spending.
56100 Printing	Pays for outside printing costs of SCAG publications and brochures.
58100 Travel	Pays for staff and RC travel on behalf of SCAG projects.
58101 Travel – Local	Travel inside the SCAG region.
58110 Mileage	Cost of automobile travel at the IRS rate per mile.
58150 Staff Lodging Expense	General funds used to pay for staff lodging expenses, under certain conditions, greater than state or federal guidelines.
58200 Travel-Registration Fees	Pays for conference and seminar registration fees.
58800 RC Sponsorships	General funds allocated to events supported by RC actions.
59090 Expense-Local Cash	Cash contributions from local agencies for projects funded with federal pass-through funds from SCAG.
60110 Retirement-PERS	Pays for employee share of contributions to PERS.
60120 Retirement-PARS	SCAG contribution to the supplemental defined benefit retirement plan.
60200 Health Insurance – Active Employees	SCAG contribution for employee health insurance
60201 Health Insurance -Retirees PAYGO	Retiree health insurance premiums paid to CalPERS.
60202 Health Insurance - Retirees GASB 45	Retiree health insurance premiums paid to the California Employers' Retiree Benefit Trust, as computed by an actuary.
60210 Dental Insurance	SCAG contribution for employee dental insurance
60220 Vision Insurance	SCAG contribution for employee vision insurance
60225 Life Insurance	SCAG cost of life insurance for each benefit-eligible employee.

Budget Line Items

Account/Line Item	Description
60240 Medicare Tax Employer Share	SCAG pays a percentage of 1.45% (of payroll) contribution to Medicare for all employees hired after 1986.
60245 Social Security Tax Employers	Employer's share of social security on wages paid.
60250 Medicare Tax ER - Interns	SCAG pays a percentage of 1.45% (of payroll) contribution to Medicare for all employees hired after 1986.
60255 Social Security ER - Interns	Employer's share of social security on wages paid.
60300 Tuition Reimbursement	All employees can participate in a tuition reimbursement program for work related classes.
60310 Transit Passes	All employees who utilize public transportation to commute are eligible to be reimbursed up to a specified maximum.
60315 Bus Passes NT - Interns	Interns who utilize public transportation to commute are eligible to be reimbursed up to a specified maximum.
60320 Carpool Reimbursement	Eligible employees who are members of a carpool receive a specified monthly allowance.
60400 Workers Compensation Insurance	This is mandated insurance for employees that provides a benefit for work-related injuries.
60405 Unemployment Comp Insurance	Payments for unemployment insurance claims filed by former employees.
60410 Miscellaneous Employee Benefits	The cost of SCAG's Employee Assistance Program.
60415 SCAG 457 Match	SCAG managers and directors receive matching funds for 457 Plan deferred compensation contributions.
60450 Benefits Administrative Fees	These fees pay for third parties who administer SCAG's cafeteria plan.
60500 Automobile Allowance	Allowances payable to executives in accordance with employment contracts.

Membership Assessment Schedule

SOUTHERN CALIFORNIA ASSOCIATION OF GOVERNMENTS
 Proposed Membership Assessment
 Schedule Fiscal Year 2019-20
 as of February 13, 2019

	UNINC POP COUNTIES/TOTAL POP CITIES	ASSESSMENTS 2019-20
<u>COUNTIES (6)</u>		
IMPERIAL	40,007	7,291
LOS ANGELES	1,057,162	135,177
ORANGE	129,278	37,250
RIVERSIDE	385,953	61,573
SAN BERNARDINO	311,659	54,533
VENTURA	97,865	19,274
SUB-TOTAL	2,021,924	315,098
<u>CITIES (189)</u>		
ADELANTO	35,293	3,844
AGOURA HILLS	20,878	2,228
ALHAMBRA	86,665	8,712
ALISO VIEJO	51,950	5,423
ANAHEIM	357,084	34,587
APPLE VALLEY	73,984	7,511
ARCADIA	57,704	5,968
ARTESIA	16,792	1,841
AVALON	3,867	466
AZUSA	49,954	5,234
BALDWIN PARK	76,708	7,769
BANNING	31,282	3,464
BARSTOW	24,411	2,563
BEAUMONT	48,237	5,071
BELL	36,325	3,942
BELLFLOWER	77,682	7,861
BELL GARDENS	43,051	4,580
BEVERLY HILLS	34,504	3,770
BIG BEAR LAKE	5,512	622
BLYTHE	19,389	2,087
BRADBURY	1,069	201
BRAWLEY	27,417	3,098
BREA	44,890	4,754
BUENA PARK	83,995	8,459
BURBANK	107,149	10,903
CALABASAS	24,296	2,552

Membership Assessment Schedule

SOUTHERN CALIFORNIA ASSOCIATION OF GOVERNMENTS
 Proposed Membership Assessment
 Schedule Fiscal Year 2019-20
 as of February 13, 2019

	UNINC POP COUNTIES/TOTAL POP CITIES	ASSESSMENTS 2019-20
CALEXICO	41,199	4,404
CALIMESA	8,876	941
CALIPATRIA	7,488	810
CAMARILLO	68,741	7,014
CANYON LAKE	11,018	1,294
CARSON	93,799	9,388
CATHEDRAL CITY	54,791	5,692
CERRITOS	50,058	5,244
CHINO	86,757	8,721
CHINO HILLS	83,159	8,380
CLAREMONT	36,446	3,954
COACHELLA	45,635	4,824
COLTON	53,724	5,591
COMMERCE	13,067	1,488
CORONA	168,574	16,724
COSTA MESA	115,296	11,675
COVINA	49,006	5,144
CUDAHY	24,343	2,557
CULVER CITY	39,860	4,277
CYPRESS	49,978	5,236
DANA POINT	34,071	3,729
DESERT HOT SPRINGS	29,742	3,318
DIAMOND BAR	57,460	5,945
DOWNEY	114,146	11,567
DUARTE	22,013	2,336
EASTVALE	64,855	6,646
EL CENTRO	46,315	4,889
EL MONTE	117,204	11,856
EL SEGUNDO	16,784	1,840
FILLMORE	15,953	1,762
FONTANA	212,000	20,839
FOUNTAIN VALLEY	56,920	5,894
FULLERTON	144,214	14,416
GARDEN GROVE	176,896	17,513
GARDENA	61,246	6,304
GLENDALE	205,536	20,227
GLENDORA	52,703	5,494
GRAND TERRACE	12,524	1,437
HAWAIIAN GARDENS	14,666	1,640

Attachment: FY 2019-20 Draft Comprehensive Budget (Approval of the Fiscal Year 2019-20 Draft Comprehensive Budget)

Membership Assessment Schedule

SOUTHERN CALIFORNIA ASSOCIATION OF GOVERNMENTS
 Proposed Membership Assessment
 Schedule Fiscal Year 2019-20
 as of February 13, 2019

	UNINC POP COUNTIES/TOTAL POP CITIES	ASSESSMENTS 2019-20
HAWTHORNE	88,772	8,912
HEMET	83,166	8,381
HERMOSA BEACH	19,673	2,114
HESPERIA	94,829	9,486
HIDDEN HILLS	1,892	279
HIGHLAND	54,761	5,689
HOLTVILLE	6,501	716
HUNTINGTON BEACH	202,648	19,953
HUNTINGTON PARK	59,473	6,136
IMPERIAL	19,372	2,086
INDIAN WELLS	5,574	628
INDIO	87,883	8,828
INDUSTRY	437	141
INGLEWOOD	113,559	11,511
IRVINE	276,176	26,921
IRWINDALE	1,450	237
JURUPA VALLEY	106,054	10,800
LA CANADA FLINTRIDGE	20,683	2,210
LA HABRA	62,850	6,456
LA HABRA HEIGHTS	5,454	617
LA MIRADA	49,590	5,199
LA PALMA	15,948	1,761
LA PUENTE	40,686	4,355
LA QUINTA	41,204	4,405
LA VERNE	33,260	3,652
LAGUNA BEACH	23,309	2,459
LAGUNA HILLS	31,818	3,515
LAGUNA NIGUEL	65,377	6,695
LAGUNA WOODS	16,597	1,823
LAKE ELSINORE	63,365	6,504
LAKE FOREST	84,845	8,540
LAKESWOOD	81,179	8,193
LANCASTER	161,485	16,052
LAWNDALE	33,607	3,685
LOMA LINDA	23,946	2,519
LOMITA	20,715	2,213
LONG BEACH	478,561	46,099
LOS ALAMITOS	11,863	1,374
LOS ANGELES	4,054,400	385,446
LYNWOOD	72,015	7,324

Attachment: FY 2019-20 Draft Comprehensive Budget (Approval of the Fiscal Year 2019-20 Draft Comprehensive Budget)

Membership Assessment Schedule

SOUTHERN CALIFORNIA ASSOCIATION OF GOVERNMENTS
 Proposed Membership Assessment
 Schedule Fiscal Year 2019-20
 as of February 13, 2019

	UNINC POP COUNTIES/TOTAL POP CITIES	ASSESSMENTS 2019-20
MALIBU	12,957	1,478
MANHATTAN BEACH	35,991	3,911
MENIFEE	91,902	9,209
MISSION VIEJO	95,987	9,596
MONROVIA	38,787	4,175
MONTCLAIR	39,326	4,227
MONTEBELLO	64,327	6,596
MONTEREY PARK	62,240	6,398
MOORPARK	37,044	4,010
MORENO VALLEY	207,629	20,425
MURRIETA	113,541	11,509
NEEDLES	5,177	591
NEWPORT BEACH	87,182	8,761
NORCO	26,761	3,036
NORWALK	107,546	10,941
OJAI	7,679	828
ONTARIO	177,589	17,578
OXNARD	206,499	20,318
PALM DESERT	52,769	5,500
PALM SPRINGS	47,706	5,021
PALMDALE	158,905	15,808
PALOS VERDES ESTATES	13,519	1,531
PARAMOUNT	56,000	5,807
PASADENA	144,388	14,432
PERRIS	77,837	7,876
PICO RIVERA	64,260	6,589
PLACENTIA	52,755	5,499
POMONA	155,687	15,503
PORT HUENEME	23,929	2,518
RANCHO CUCAMONGA	176,671	17,491
RANCHO MIRAGE	18,738	2,026
RANCHO PALOS VERDES	42,723	4,548
REDLANDS	71,196	7,247
REDONDO BEACH	68,677	7,008
RIALTO	107,041	10,893
RIVERSIDE	325,860	31,629

Attachment: FY 2019-20 Draft Comprehensive Budget (Approval of the Fiscal Year 2019-20 Draft Comprehensive Budget)

Membership Assessment Schedule

SOUTHERN CALIFORNIA ASSOCIATION OF GOVERNMENTS
 Proposed Membership Assessment
 Schedule Fiscal Year 2019-20
 as of February 13, 2019

	UNINC POP COUNTIES/TOTAL POP CITIES	ASSESSMENTS 2019-20
ROLLING HILLS	1,939	284
ROLLING HILLS ESTATES	8,111	869
ROSEMEAD	55,267	5,737
SAN BERNARDINO	221,130	21,704
SAN BUENAVENTURA	111,269	11,294
SAN CLEMENTE	65,543	6,711
SAN DIMAS	34,507	3,770
SAN FERNANDO	24,602	2,581
SAN GABRIEL	40,920	4,378
SAN JACINTO	48,146	5,062
SAN JUAN CAPISTRANO	36,759	3,983
SAN MARINO	13,272	1,508
SANTA ANA	338,247	32,802
SANTA CLARITA	216,589	21,274
SANTA FE SPRINGS	18,335	1,987
SANTA MONICA	92,416	9,257
SANTA PAULA	31,138	3,451
SEAL BEACH	25,984	2,962
SIERRA MADRE	10,986	1,291
SIGNAL HILL	11,749	1,363
SIMI VALLEY	128,760	12,951
SOUTH EL MONTE	20,882	2,229
SOUTH GATE	98,133	9,799
SOUTH PASADENA	26,047	2,968
STANTON	39,470	4,240
TEMECULA	113,181	11,475
TEMPLE CITY	36,411	3,950
THOUSAND OAKS	130,196	13,087
TORRANCE	149,245	14,893
TUSTIN	82,344	8,303
TWENTYNINE PALMS	27,046	3,063
UPLAND	77,017	7,798
VERNON	209	120
VICTORVILLE	123,701	12,472
VILLA PARK	5,951	664
WALNUT	30,457	3,386
WEST COVINA	108,245	11,007

Attachment: FY 2019-20 Draft Comprehensive Budget (Approval of the Fiscal Year 2019-20 Draft Comprehensive Budget)

Membership Assessment Schedule

SOUTHERN CALIFORNIA ASSOCIATION OF GOVERNMENTS
 Proposed Membership Assessment
 Schedule Fiscal Year 2019-20
 as of February 13, 2019

	UNINC POP COUNTIES/TOTAL POP CITIES	ASSESSMENTS 2019-20
WEST HOLLYWOOD	36,723	3,980
WESTLAKE VILLAGE	8,358	892
WESTMINSTER	94,476	9,453
WESTMORLAND	2,325	320
WILDOMAR	36,287	3,939
WHITTIER	87,369	8,779
YORBA LINDA	69,121	7,050
YUCCA VALLEY	21,834	2,319
YUCAIPA	54,651	5,679
SUB-TOTAL	16,804,301	1,680,031
GRAND TOTAL-ASSESSMENTS	18,826,225	1,995,129
 <u>COMMISSIONS</u>		
SBCTA	2,174,938	25,000
RCTC	2,415,955	25,000
VCTC	859,073	10,000
ICTC	190,624	3,500
Transportation Corridor Agency		10,000
OCTA	3,221,103	25,000
Air Districts		10,000
SUB-TOTAL	8,861,693	108,500
 TOTAL MEMBERSHIP AND ASSESSMENTS		 2,103,629

Attachment: FY 2019-20 Draft Comprehensive Budget (Approval of the Fiscal Year 2019-20 Draft Comprehensive Budget)

SCAG Salary Schedule

	Classification	Ranges						Time Base
		Minimum	Minimum	Midpoint	Midpoint	Maximum	Maximum	
			Hourly		Hourly		Hourly	
1	Accountant I	\$58,178.59	\$27.97	\$66,897.73	\$32.16	\$75,616.86	\$36.35	Monthly
2	Accountant II	\$63,404.97	\$30.48	\$72,914.44	\$35.06	\$82,423.91	\$39.63	Monthly
3	Accountant III	\$70,390.48	\$33.84	\$80,945.23	\$38.92	\$91,499.98	\$43.99	Monthly
4	Accounting Systems Analyst	\$77,987.86	\$37.49	\$89,689.86	\$43.12	\$101,391.87	\$48.75	Monthly
5	Accounting Technician	\$45,533.28	\$21.89	\$52,365.83	\$25.18	\$59,198.37	\$28.46	Hourly
6	Administrative Assistant	\$51,601.11	\$24.81	\$59,329.32	\$28.52	\$67,057.54	\$32.24	Hourly
7	Assistant Analyst to the Ex Director	\$67,996.53	\$32.69	\$78,185.33	\$37.59	\$88,374.12	\$42.49	Monthly
8	Assistant Internal Auditor	\$77,919.09	\$37.46	\$89,595.17	\$43.07	\$101,271.25	\$48.69	Monthly
9	Assistant Regional Planner	\$64,738.25	\$31.12	\$74,459.67	\$35.80	\$84,181.09	\$40.47	Monthly
10	Assistant to the Executive Director	\$109,205.74	\$52.50	\$125,590.61	\$60.38	\$141,975.48	\$68.26	Monthly
11	Associate Analyst to the Ex Director	\$80,762.57	\$38.83	\$92,874.29	\$44.65	\$104,986.00	\$50.47	Monthly
12	Associate IT Projects Manager	\$75,474.55	\$36.29	\$86,798.40	\$41.73	\$98,122.25	\$47.17	Monthly
13	Associate Regional Planner	\$75,474.55	\$36.29	\$86,798.40	\$41.73	\$98,122.25	\$47.17	Monthly
14	Budget and Grants Analyst I	\$63,546.15	\$30.55	\$73,076.84	\$35.13	\$82,607.52	\$39.72	Monthly
15	Budget and Grants Analyst II	\$74,530.67	\$35.83	\$85,714.00	\$41.21	\$96,897.32	\$46.59	Monthly
16	Chief Counsel/Director of Legal Services	\$190,459.68	\$91.57	\$219,032.54	\$105.30	\$247,605.40	\$119.04	Monthly
17	Chief Financial Officer	\$181,261.12	\$87.14	\$208,452.89	\$100.22	\$235,644.66	\$113.29	Monthly
18	Chief Information Officer	\$172,531.61	\$82.95	\$198,420.47	\$95.39	\$224,309.33	\$107.84	Monthly
19	Chief Operating Officer	\$208,165.25	\$100.08	\$239,390.04	\$115.09	\$270,614.82	\$130.10	Monthly
20	Clerk of the Board	\$97,598.59	\$46.92	\$112,231.74	\$53.96	\$126,864.89	\$60.99	Monthly
21	Community Engagement Specialist	\$61,491.14	\$29.56	\$70,713.50	\$34.00	\$79,935.86	\$38.43	Monthly
22	Contracts Administrator I	\$63,546.15	\$30.55	\$73,076.84	\$35.13	\$82,607.52	\$39.72	Monthly
23	Contracts Administrator II	\$74,530.67	\$35.83	\$85,714.00	\$41.21	\$96,897.32	\$46.59	Monthly
24	Contracts and Purchasing Assistant	\$51,567.57	\$24.79	\$59,308.92	\$28.51	\$67,050.26	\$32.24	Hourly
25	Database Administrator	\$86,563.38	\$41.62	\$99,545.41	\$47.86	\$112,527.45	\$54.10	Monthly
26	Department Manager	\$137,635.68	\$66.17	\$158,281.03	\$76.10	\$178,926.38	\$86.02	Monthly
27	Deputy Clerk of the Board	\$78,041.60	\$37.52	\$89,806.08	\$43.18	\$101,570.56	\$48.83	Monthly
28	Deputy Director (Division)	\$158,512.27	\$76.21	\$182,290.42	\$87.64	\$206,068.56	\$99.07	Monthly
29	Deputy Executive Director	\$198,068.68	\$95.23	\$227,788.10	\$109.51	\$257,507.53	\$123.80	Monthly
30	Deputy Legal Counsel I	\$100,262.18	\$48.20	\$115,307.18	\$55.44	\$130,352.19	\$62.67	Monthly
31	Deputy Legal Counsel II	\$120,314.18	\$57.84	\$138,368.18	\$66.52	\$156,422.19	\$75.20	Monthly
32	Division Director	\$172,531.61	\$82.95	\$198,420.47	\$95.39	\$224,309.33	\$107.84	Monthly
33	Executive Assistant	\$76,044.80	\$36.56	\$89,481.60	\$43.02	\$102,918.40	\$49.48	Monthly
34	GIS Analyst	\$74,780.16	\$35.95	\$85,997.18	\$41.34	\$97,214.21	\$46.74	Monthly
35	Grants Administrator	\$90,195.04	\$43.36	\$103,713.58	\$49.86	\$117,232.13	\$56.36	Monthly
36	Graphics Designer	\$60,134.18	\$28.91	\$69,154.67	\$33.25	\$78,175.15	\$37.58	Monthly
37	Human Resources Analyst	\$69,600.02	\$33.46	\$80,033.69	\$38.48	\$90,467.35	\$43.49	Monthly
38	Human Resources Assistant	\$59,674.57	\$28.69	\$68,624.42	\$32.99	\$77,574.28	\$37.30	Hourly
39	Internal Auditor	\$137,635.68	\$66.17	\$158,281.03	\$76.10	\$178,926.38	\$86.02	Monthly
40	Lead Accountant	\$98,383.51	\$47.30	\$113,144.86	\$54.40	\$127,906.21	\$61.49	Monthly
41	Lead Budget & Grants Analyst	\$90,187.33	\$43.36	\$103,706.73	\$49.86	\$117,226.13	\$56.36	Monthly
42	Lead Graphics Designer	\$71,536.61	\$34.39	\$82,260.92	\$39.55	\$92,985.24	\$44.70	Monthly
43	Lead IT Projects Manager	\$109,205.74	\$52.50	\$125,590.61	\$60.38	\$141,975.48	\$68.26	Monthly
44	Lead Operations Technician	\$71,598.86	\$34.42	\$82,341.34	\$39.59	\$93,083.83	\$44.75	Monthly
45	Lead Programmer Analyst	\$100,323.59	\$48.23	\$115,368.43	\$55.47	\$130,413.26	\$62.70	Monthly
46	Legislative Aide	\$51,601.11	\$24.81	\$59,329.32	\$28.52	\$67,057.54	\$32.24	Hourly
47	Legislative Analyst I	\$59,255.10	\$28.49	\$68,142.10	\$32.76	\$77,029.10	\$37.03	Monthly

SCAG Salary Schedule

	Classification	Ranges						Time Base
		Minimum	Minimum	Midpoint	Midpoint	Maximum	Maximum	
			Hourly		Hourly		Hourly	
51	Management Analyst	\$76,040.24	\$36.56	\$87,450.08	\$42.04	\$98,859.92	\$47.53	Monthly
52	Office Assistant	\$44,483.71	\$21.39	\$51,162.91	\$24.60	\$57,842.10	\$27.81	Hourly
53	Office Services Specialist	\$44,483.71	\$21.39	\$51,162.91	\$24.60	\$57,842.10	\$27.81	Hourly
54	Operations Supervisor	\$84,471.30	\$40.61	\$94,255.62	\$45.32	\$104,039.94	\$50.02	Monthly
55	Operations Technician	\$44,483.71	\$21.39	\$51,162.91	\$24.60	\$57,842.10	\$27.81	Hourly
56	Operations Technician II	\$53,407.01	\$25.68	\$61,414.08	\$29.53	\$69,421.15	\$33.38	Hourly
57	Operations Technician III	\$59,674.57	\$28.69	\$68,624.42	\$32.99	\$77,574.28	\$37.30	Hourly
58	Planning Technician	\$60,758.88	\$29.21	\$69,879.39	\$33.60	\$78,999.90	\$37.98	Hourly
59	Program Manager I	\$102,074.92	\$49.07	\$117,378.14	\$56.43	\$132,681.37	\$63.79	Monthly
60	Program Manager II	\$109,205.74	\$52.50	\$125,590.61	\$60.38	\$141,975.48	\$68.26	Monthly
61	Programmer Analyst	\$74,581.86	\$35.86	\$85,772.84	\$41.24	\$96,963.83	\$46.62	Monthly
62	Public Affairs Specialist I	\$61,491.14	\$29.56	\$70,713.50	\$34.00	\$79,935.86	\$38.43	Monthly
63	Public Affairs Specialist II	\$73,673.60	\$35.42	\$84,724.64	\$40.73	\$95,775.68	\$46.05	Monthly
64	Public Affairs Specialist III	\$85,224.57	\$40.97	\$97,999.04	\$47.11	\$110,773.52	\$53.26	Monthly
65	Public Affairs Specialist IV	\$96,643.98	\$46.46	\$111,141.89	\$53.43	\$125,639.80	\$60.40	Monthly
66	Receptionist	\$44,483.71	\$21.39	\$51,162.91	\$24.60	\$57,842.10	\$27.81	Hourly
67	Records Analyst	\$76,040.24	\$36.56	\$87,450.08	\$42.04	\$98,859.92	\$47.53	Monthly
68	Regional Affairs Officer I	\$61,491.14	\$29.56	\$70,713.50	\$34.00	\$79,935.86	\$38.43	Monthly
69	Regional Affairs Officer II	\$73,673.60	\$35.42	\$84,724.64	\$40.73	\$95,775.68	\$46.05	Monthly
70	Regional Affairs Officer III	\$85,224.57	\$40.97	\$97,999.04	\$47.11	\$110,773.52	\$53.26	Monthly
71	Regional Affairs Officer IV	\$96,643.98	\$46.46	\$111,141.89	\$53.43	\$125,639.80	\$60.40	Monthly
72	Regional Planner Specialist	\$95,398.12	\$45.86	\$109,699.82	\$52.74	\$124,001.53	\$59.62	Monthly
73	Senior Accountant	\$77,911.38	\$37.46	\$89,596.88	\$43.08	\$101,282.39	\$48.69	Monthly
74	Senior Administrative Assistant	\$59,674.57	\$28.69	\$68,624.42	\$32.99	\$77,574.28	\$37.30	Hourly
75	Senior Analyst to the Ex Director	\$91,338.62	\$43.91	\$105,039.42	\$50.50	\$118,740.21	\$57.09	Monthly
76	Senior Budget & Grants Analyst	\$81,986.22	\$39.42	\$94,287.88	\$45.33	\$106,589.54	\$51.24	Monthly
77	Senior Contracts Administrator	\$81,986.22	\$39.42	\$94,287.88	\$45.33	\$106,589.54	\$51.24	Monthly
78	Senior Economist	\$93,368.37	\$44.89	\$107,376.30	\$51.62	\$121,384.22	\$58.36	Monthly
79	Senior Graphic Designer	\$67,805.34	\$32.60	\$77,973.67	\$37.49	\$88,142.00	\$42.38	Monthly
80	Senior Human Resources Analyst	\$84,787.79	\$40.76	\$97,516.10	\$46.88	\$110,244.41	\$53.00	Monthly
81	Senior Management Analyst	\$83,646.80	\$40.21	\$96,197.63	\$46.25	\$108,748.45	\$52.28	Monthly
82	Senior Operations Technician	\$65,649.99	\$31.56	\$75,489.52	\$36.29	\$85,329.05	\$41.02	Monthly
83	Senior Programmer Analyst	\$90,886.60	\$43.70	\$104,510.95	\$50.25	\$118,135.29	\$56.80	Monthly
84	Senior Regional Planner	\$83,037.14	\$39.92	\$95,493.82	\$45.91	\$107,950.50	\$51.90	Monthly
85	Senior Regional Planner Specialist	\$102,074.92	\$49.07	\$117,378.14	\$56.43	\$132,681.37	\$63.79	Monthly
86	Transportation Modeler I	\$63,830.21	\$30.69	\$73,404.74	\$35.29	\$82,979.27	\$39.89	Monthly
87	Transportation Modeler II	\$75,474.55	\$36.29	\$86,798.40	\$41.73	\$98,122.25	\$47.17	Monthly
88	Transportation Modeler III	\$89,068.51	\$42.82	\$102,435.47	\$49.25	\$115,802.42	\$55.67	Monthly
89	Transportation Modeler IV	\$102,074.92	\$49.07	\$117,378.14	\$56.43	\$132,681.37	\$63.79	Monthly
90	Transportation Modeling Prog Mgr	\$109,205.74	\$52.50	\$125,590.61	\$60.38	\$141,975.48	\$68.26	Monthly
91	Web/Graphic Designer	\$66,149.74	\$31.80	\$76,070.97	\$36.57	\$85,992.19	\$41.34	Monthly

Attachment: FY 2019-20 Draft Comprehensive Budget (Approval of the Fiscal Year 2019-20 Draft Comprehensive Budget)

The Southern California Association of Governments (SCAG) is the nation's largest metropolitan planning organization and council of governments. To better serve the 19 million residents and 191 cities it represents, SCAG has an office in each of its six member counties: Imperial, Los Angeles, Orange, Riverside, San Bernardino and Ventura. For more information about SCAG call (213) 236-1800 or visit us at scag.ca.gov.



900 Wilshire Blvd., Ste. 1700
Los Angeles, CA 90017
Phone: (213) 236-1800

REGIONAL OFFICES

IMPERIAL COUNTY
1503 North Imperial Ave., Ste. 104
El Centro, CA 92243
Phone: (760) 353-7800

RIVERSIDE COUNTY
3403 10th St., Ste. 805
Riverside, CA 92501
Phone: (951) 784-1513

VENTURA COUNTY
950 County Square Dr., Ste. 101
Ventura, CA 93003
Phone: (805) 642-2800

ORANGE COUNTY
OCTA Building
600 South Main St., Ste. 1233
Orange, CA 92868
Phone: (714) 542-3687

SAN BERNARDINO COUNTY
Santa Fe Depot
1170 West 3rd St., Ste. 140
San Bernardino, CA 92418
Phone: (909) 806-3556



Southern California Association of Governments
900 Wilshire Boulevard, Suite 1700
Los Angeles, CA 90017

NO. 608
SOUTHERN CALIFORNIA ASSOCIATION OF GOVERNMENTS
REGIONAL COUNCIL
MINUTES OF THE MEETING
THURSDAY, FEBRUARY 7, 2019

THE FOLLOWING MINUTES ARE A SUMMARY OF ACTIONS TAKEN BY THE REGIONAL COUNCIL. A VIDEO RECORDING OF THE ACTUAL MEETING IS AVAILABLE ON THE SCAG WEBSITE AT: www.scag.ca.gov/scagtv/index.htm

The Regional Council of the Southern California Association of Governments (SCAG) held its meeting at the 900 Wilshire Boulevard, Los Angeles, CA 90017. A quorum was present.

Members Present

Hon. Alan D. Wapner, President

Hon. Bill Jahn, 1st Vice President

Hon. Randon Lane, 2nd Vice President

Hon. Margaret E. Finlay, Imm. Past President

Supervisor Luis Plancarte

Supervisor Kathryn Barger

Supervisor Linda Parks

Hon. James Predmore

Hon. Mike T. Judge

Hon. Cheryl Viegas-Walker

Hon. Jim Hyatt

Hon. Clint Lorimore

Hon. James Mulvihill

Hon. Deborah Robertson

Hon. Ray Marquez

Hon. Fred Minagar

Hon. Wendy Bucknum

Hon. Steve Nagel

Hon. Cecilia Iglesias

Hon. Charles Puckett

Hon. Stacy Berry

Hon. Trevor O’Neill

Ontario

Big Bear Lake

Murrieta

Duarte

Holtville

Simi Valley

El Centro

Calimesa

Eastvale

San Bernardino

Rialto

Chino Hills

Laguna Niguel

Mission Viejo

Fountain Valley

Santa Ana

Tustin

Cypress

Anaheim

SBCTA

District 11

District 5

District 35

Imperial County

Los Angeles County

Ventura County

ICTC

VCTC

District 1

District 3

District 4

District 7

District 8

District 10

District 12

District 13

District 15

District 16

District 17

District 18

District 19

Attachment: Minutes of the Meeting, February 7, 2019 (Minutes of the Meeting - February 7, 2019)

Hon. Art Brown	<i>Buena Park</i>	District 21
Hon. Sean Ashton	<i>Downey</i>	District 25
Hon. Emma Sharif	<i>Compton</i>	District 26
Hon. Ali Saleh	<i>Bell</i>	District 27
Hon. Dan Medina	<i>Gardena</i>	District 28
Hon. Margaret Clark	<i>Rosemead</i>	District 32
Hon. Steve De Ruse	<i>La Mirada</i>	District 31
Hon. Jorge Marquez	<i>Covina</i>	District 33
Hon. Jonathan Curtis	<i>La Cañada Flintridge</i>	District 36
Hon. Tim Sandoval	<i>Pomona</i>	District 38
Hon. James Gazeley	<i>Lomita</i>	District 39
Hon. Judy Mitchell	<i>Rolling Hills Estates</i>	District 40
Hon. Meghan Sahli-Wells	<i>Culver City</i>	District 41
Hon. Jess Talamantes	<i>Burbank</i>	District 42
Hon. Steven Hofbauer	<i>Palmdale</i>	District 43
Hon. Carmen Ramirez	<i>Oxnard</i>	District 45
Hon. David Pollock	<i>Moorpark</i>	District 46
Hon. Tim Holmgren	<i>Fillmore</i>	District 47
Hon. Steve Manos	<i>Lake Elsinore</i>	District 63
Hon. Marisela Magana	<i>Perris</i>	District 69

Members Not Present

Supervisor Hilda Solis		Los Angeles County
VACANT		Orange County
Supervisor Karen Spiegel		Riverside County
Supervisor Curt Hagman		San Bernardino County
VACANT		OCTA
Hon. Jan Harnik	<i>Palm Desert</i>	RCTC
VACANT		District 2
Hon. Frank Navarro	<i>Colton</i>	District 6
Hon. L. Dennis Michael	<i>Rancho Cucamonga</i>	District 9
Hon. Donald P. Wagner	<i>Irvine</i>	District 14
Hon. Tri Ta	<i>Westminster</i>	District 20
Hon. Marty Simonoff	<i>Brea</i>	District 22
VACANT		District 23
Hon. Sonny Santa Ines	<i>Bellflower</i>	District 24
Hon. Rex Richardson	<i>Long Beach</i>	District 29
Hon. Lena Gonzalez	<i>Long Beach</i>	District 30
Hon. Teresa Real-Sebastian	<i>Monterey Park</i>	District 34
Hon. Carol Herrera	<i>Diamond Bar</i>	District 37
VACANT	<i>Malibu</i>	District 44
Hon. Gilbert Cedillo	<i>Los Angeles</i>	District 48
Hon. Paul Krekorian	<i>Los Angeles</i>	District 49/Public Transit Rep.
Hon. Bob Blumenfield	<i>Los Angeles</i>	District 50
Hon. David Ryu	<i>Los Angeles</i>	District 51
Hon. Paul Koretz	<i>Los Angeles</i>	District 52

Members Not Present - continued

Hon. Nury Martinez	<i>Los Angeles</i>	District 53
Hon. Monica Rodriguez	<i>Los Angeles</i>	District 54
Hon. Marqueece Harris-Dawson	<i>Los Angeles</i>	District 55
Hon. Curren D. Price, Jr.	<i>Los Angeles</i>	District 56
Hon. Herb Wesson, Jr.	<i>Los Angeles</i>	District 57
Hon. Mike Bonin	<i>Los Angeles</i>	District 58
VACANT	<i>Los Angeles</i>	District 59
Hon. Mitch O’Farrell	<i>Los Angeles</i>	District 60
Hon. José Huizar	<i>Los Angeles</i>	District 61
Hon. Joe Buscaino	<i>Los Angeles</i>	District 62
Hon. Lyn Semeta	<i>Huntington Beach</i>	District 64
VACANT		District 65
VACANT		District 66
Hon. Rusty Bailey	<i>Riverside</i>	District 68
Hon. Ben Benoit	<i>Wildomar</i>	Air District Representative
Hon. Peggy Huang	<i>Yorba Linda</i>	Transp. Corridor Agencies
Hon. Eric Garcetti	<i>Los Angeles</i>	Member-at-Large
Mr. Randall Lewis	<i>Lewis Group of Companies</i>	Business Representative
VACANT		Tribal Gov’t Reg’l Planning Brd.

Staff Present

Darin Chidsey, Interim Executive Director
 Debbie Dillon, Deputy Executive Director, Administration
 Frank J. Lizarraga, Jr. General Counsel
 Joann Africa, Chief Counsel/Director, Legal Services
 Kome Ajise, Director of Planning
 Art Yoon, Director, Policy and Public Affairs
 Basil Panas, Chief Financial Officer
 Julie Loats, Chief Information Officer

CALL TO ORDER AND PLEDGE OF ALLEGIANCE

The Honorable Alan D. Wapner, President, called the meeting to order at 12:15 p.m. and asked Regional Councilmember Steve Hofbauer, Palmdale, District 43, to lead the Pledge of Allegiance.

President Wapner announced the names of the following who recently passed away: Regional Councilmember Greg Pettis, Cathedral City, District 2; former Regional Councilmember Ron Roberts, Temecula; former City of Rancho Cucamonga Mayor Bill Alexander; and Marian Michael, the mother of Regional Councilmember L. Dennis Michael, Rancho Cucamonga, District 9.

PUBLIC COMMENT PERIOD

President Wapner opened the public comment period.

Ryanna Fossum and Galina Peters, Water Education for Latino Leaders (WELL), invited the members to register for the upcoming WELL Conference scheduled for March 28 – 29, 2019, Aquarium of the Pacific in Long Beach,

California. An educational tour will be provided to the attendees with world-renowned water expert Jerry Schubel who will discuss issues surrounding marine and freshwater systems in Long Beach. More information regarding WELL's UnTapped Program and the upcoming conference were provided to the members.

President Wapner closed the public comment period.

WELCOME NEW MEMBERS

President Wapner welcomed and introduced the new Regional Council District representatives to SCAG. He urged the new members to find an existing veteran member of the Regional Council to utilize as a mentor for their new leadership role at SCAG.

- RC District 16 Santa Ana: Cecilia Iglesias (CEHD Committee)
- RC District 19 Anaheim: Trevor O'Neil (CEHD Committee)
- RC District 31 La Mirada: Steve De Ruse (CEHD Committee)
- RC District 33 Covina: Jorge Marquez (CEHD Committee)
- RC District 34 Monterey Park: Teresa Real-Sebastian (Transportation Committee)
- RC District 38 Pomona: Tim Sandoval (Transportation Committee)
- RC District 46 Moorpark: David Pollock (EEC)
- RC District 47 Fillmore: Tim Holmgren (CEHD Committee)
- RC District 64 Huntington Beach: Lyn Semeta (CEHD Committee)
- RC District 69 Perris: Marisela Magana (CEHD Committee)
- Los Angeles County Supervisor Kathryn Barger (Transportation Committee)
- Riverside County Supervisor Karen Spiegel (Transportation Committee)
- President's Appointment: Carlos Rodriguez, Yorba Linda (Transportation Committee)

For subregional appointments, President Wapner welcomed the following new members:

- Sharon Springer, Burbank (EEC) – San Fernando Valley COG
- Jed Leano, Claremont (CEHD Committee) – San Gabriel Valley COG
- Mike Posey, Huntington Beach (CEHD Committee) - Orange County COG
- Greg Rath, Mission Viejo (EEC) – Orange County COG
- John Valdivia, San Bernardino (EEC) – San Bernardino County Transportation Authority

REVIEW AND PRIORITIZE AGENDA ITEMS

There was no request to prioritize agenda items.

ACTION/DISCUSSION ITEM

1. District Evaluation Subcommittee Recommendations

In the absence of District Evaluation Subcommittee Chair L. Dennis Michael, President Wapner provided a summary of the recommendations by the Subcommittee to bring forward to the Regional Council for approval. These actions will be voted on separately. As background, the 191 cities in the SCAG region are represented on the Regional Council by RC Districts. The SCAG Bylaws provides that the Regional Council will review the current composition of the RC Districts every five years and that each District be comprised by a geographic community of interest and have approximately equal population. The evaluation process commenced in 2018 to which the Subcommittee was tasked with reviewing the matter and making any recommendations to the Regional Council regarding changes to the current composition of the RC Districts.

For recommendation #1, President Wapner stated the Subcommittee recommended a population range for each RC district of 245,000 to 345,000 (an increase from the 200,000 to 300,000 range approved in prior evaluations of the RC Districts), and to maintain the existing composition of RC Districts such that Districts currently below or above this range continue as-is or are “grandfathered.” A city would need a minimum population threshold of 245,000 instead of the previous threshold of 200,000 to be considered for evaluation as a single-city district. Under this new threshold, no cities with population below 245,000, currently in multi-city districts, would become eligible for consideration as a new, single-city district. This approach would allow for SCAG to maintain the current 69 RC Districts, which would not necessitate any changes to the current 70-districts cap under SCAG’s Bylaws.

A MOTION was made (McLean) to defer action on approving the population range of 245,000 to 345,000 for each RC district until after the RC Districts and subregions have had the chance to submit their proposals. Motion was SECONDED (Clark) for discussion.

Discussion ensued regarding increasing the population and range and minimum threshold for single-city districts while maintaining 70-districts cap; consideration for other cities who have reached the population threshold; support for the City of Santa Clarita’s request to be a single-city district; clarification on the number of RC districts; consideration for other city’s growing population; advantages with being a single-city district; SCAG Outreach Plan and the opportunity for changes in the RC District configuration; suggestion for setting a percentage based on the population rather than range; review of 70-districts cap; San Bernardino’s increasing population; support for percentage-based population growth; equitable size of districts and configuration based on level of growth (McLean, Lane, Clark; Finlay; Hyatt; Sahli-Wells; Hofbauer; Viegas-Walker; Shapiro; Robertson; Mulvihill; Barger; and Mitchell).

Second Vice President Randon Lane, Murrieta, District 5, offered caution when putting into effect a policy based on circumstances of one city and the need to follow a process in place which included recommendations by the District Evaluation Subcommittee consistent with the Bylaws.

A SUBSTITUTE MOTION was made (Lane), approving the recommendation by the District Evaluation Subcommittee to establish a population range for each Regional Council (RC) district of 245,000 to 345,000, and to maintain the existing composition of RC districts. Motion was SECONDED (Viegas-Walker).

Regional Councilmember Marsha McLean, Santa Clarita, District 67, clarified her previous comments made and stated that it is not based one just one city but as a matter of policy, approving the new range in the Substitute Motion precludes discussion of composition changes by certain Districts and cities.

There being no further discussion, the vote on the SUBSTITUTE MOTION was as follows:

FOR: Ashton, Barger, Berry, Brown, Bucknum, Curtis, De Ruse, Finlay, Gazeley, Hyatt, Jahn, Judge, Lane, Lorimore, Magana, J. Marquez, R. Marquez, Medina, Minagar, Mitchell, O’Neil, Pollock, Predmore, Puckett, Ramirez, Sahli-Wells, Saleh, Sandoval, Sharif, Talamantes, Walker and Wapner (32).

AGAINST: Clark, Hofbauer, Holmgren, Manos, McLean, Mulvihill, Nagel and Robertson (8).

ABSTAIN: Iglesias, Parks and Plancarte (3).

With passage of the Substitute Motion, President Wapner continued to next action for this item.

For recommendation #3, President Wapner stated that the District Evaluation Subcommittee recommends that the Regional Council amend the Regional Council Policy Manual such that for multi-city RC Districts, a maximum of five (5) city council members, from each of the voting-eligible cities in the District can vote for the individual who will serve as the District Representative to ensure equity among cities when voting. In a voting-eligible city comprised of more than five (5) city council members, the city council shall appoint a maximum of five (5) city council members to vote in the respective RC District election.

A MOTION was made (Hyatt), approving amendments to the Regional Council Policy Manual, Article V, which would provide in multi-city RC district elections for a maximum of five (5) city council members from each city to elect their RC District Representative. Motion was SECONDED (Mulvihill).

FOR: Ashton, Berry, Brown, Clark, Curtis, De Ruse, Gazeley, Hofbauer, Holmgren, Hyatt, Jahn, Judge, Lane, Lorimore, Magana, Manos, J. Marquez, R. Marquez, McLean, Medina, Minagar, Mitchell, Mulvihill, Nagel, O’Neil, Parks, Pollock, Predmore, Puckett, Ramirez, Robertson, Sahli-Wells, Saleh, Sandoval, Sharif, Talamantes, Walker and Wapner (38).

AGAINST: None (0).

ABSTAIN: Iglesias and Plancarte (2).

For recommendation #2, President Wapner stated the Subcommittee took action to recommend that the Regional Council approve the Regional Council District Evaluation Outreach Plan. Any proposal submitted by a subregion requesting to change the existing composition of the districts within its subregion would be presented to the Subcommittee. The proposals shall be submitted to SCAG staff by April 30, 2019.

A MOTION was made (Brown), approving the RC District Evaluation Outreach Plan. Motion was SECONDED (Hofbauer) and passed by the following votes:

FOR: Ashton, Berry, Brown, Clark, Curtis, De Ruse, Gazeley, Hofbauer, Holmgren, Hyatt, Jahn, Judge, Lane, Lorimore, Magana, Manos, J. Marquez, R. Marquez, McLean, Medina, Minagar, Mitchell, Mulvihill, Nagel, O’Neil, Parks, Pollock, Predmore, Puckett, Ramirez, Robertson, Sahli-Wells, Saleh, Sandoval, Talamantes, Walker and Wapner (37).

AGAINST: None (0).

ABSTAIN: Iglesias, Plancarte and Sharif (3).

CONSENT CALENDAR

Approval Items

2. Minutes of the Meeting – November 1, 2019

3. Final RHNA Subcommittee Charter
4. SCAG Consultation Policy with Indian Tribal Governments and Federal Land Management Agencies
5. SCAG Memberships and Sponsorships
6. Future Communities Pilot Program
7. Imperial County Walk Ride Learn

Receive and File

8. Connect SoCal Environmental Justice Outreach Update
9. ARB SB 150 Report on SB 375 Implementation Progress
10. February State and Federal Legislative Monthly Update
11. Purchase Orders Greater Than \$5,000 but less than \$200,000; Contracts Greater Than \$25,000 but less than \$200,000; and Amendments \$5,000 but less than \$75,000
12. ARB Draft Guidelines on SCS Evaluation
13. CFO Monthly Report

Prior to the vote, in reference to Agenda Item No. 7, Darin Chidsey, Interim Executive Director, reported the Executive/Administration Committee recommended that the Regional Council adopt Resolution Nos. 19-608-1 and 19-608-2 and accept and manage the corrected amount of \$224,000 in California Active Transportation Program (ATP) funds versus \$203,000 as erroneously indicated in the resolutions included with the staff report.

A MOTION was made (Hofbauer) to approve the Consent Calendar Agenda Item Nos. 2 through 7 as corrected; Receive and File Item Nos. 8 through 13. Motion was SECONDED (Ashton) and passed by the following votes:

FOR: Ashton, Berry, Brown, Clark, Curtis, Gazeley, Hofbauer, Jahn, Judge, Lane, Lorimore, Manos, J. Marquez, R. Marquez, Medina, Minagar, Mitchell, Mulvihill, Nagel, O’Neil, Parks, Plancarte, Pollock, Predmore, Puckett, Ramirez*, Robertson, Sahli-Wells, Sharif, Talamantes, Walker and Wapner (32).

AGAINST: None (0).

ABSTAIN: De Ruse, Holmgren, Iglesias, Magana and Sandoval (5).

After the voting was closed, Regional Councilmember Carmen Ramirez, Oxnard, District 45, stated she inadvertently voted “No” and indicated that she intended to vote “Yes” on the Consent Calendar. General Counsel Frank Lizarraga, Jr. directed staff to correct Councilmember Ramirez’s vote as a “Yes” vote and is annotated* above.

CFO MONTHLY REPORT

Basil Panas, Chief Financial Officer, reported Caltrans will issue a final corrective action plan for SCAG's Incurred Cost Audit while a final report of the Indirect Cost Allocation Plan (ICAP) is available at <http://ig.dot.ca.gov/audit/audit-landing.html>

PRESIDENT'S REPORT

President Wapner stated he has nothing further to report.

EXECUTIVE DIRECTOR'S REPORT

Darin Chidsey, Interim Executive Director, expressed thanks and appreciation for the members who attended the Joint Policy Committees today. He stated that staff provided a detailed update on emerging issues and policy areas that will inform the development of *Connect SoCal*, the 2020 Regional Transportation Plan/Sustainable Communities Strategy. In order to ascertain that SCAG provide the best and most useful information, he stated that a brief survey will be sent out today to garner feedback from the members.

He also reported that a delegation of Southern California leaders is gearing up for SCAG's annual Sacramento Advocacy Trip, February 12 - 13, 2019. SCAG's delegation will meet with a bipartisan group of state lawmakers to lobby on behalf of the region.

Finally, Mr. Chidsey reported that on January 30, 2019, the California Transportation Commission adopted recommendations for the statewide portion of the 2019 Active Transportation Program (ATP) funding cycle. The SCAG region has been awarded funding for 23 projects totaling approximately \$137 million (representing 62% of the statewide funding recommendations). For the regional portion of the ATP, SCAG will recommend funding awards for an additional \$92 million in collaboration with the county transportation commissions.

ANNOUNCEMENT/S

ADJOURNMENT

There being no further business, President Wapner adjourned the Regional Council meeting at 1:42 p.m. in honor and memory of several individuals: Former SCAG President and Regional Councilmember Greg Pettis, Cathedral City, District 2; Former SCAG President and Regional Councilmember Ron Roberts, Temecula; former City of Rancho Cucamonga Mayor Bill Alexander; and Marian Michael, the mother of Regional Councilmember L. Dennis Michael, Rancho Cucamonga, District 9.

The next regular meeting of the Regional Council is scheduled for Thursday, March 7, 2019, at the SCAG Headquarters Office, 900 Wilshire Boulevard, Suite 1700, Los Angeles, CA 90017.

[MINUTES ARE UNOFFICIAL UNTIL APPROVED BY THE REGIONAL COUNCIL]

//



Southern California Association of Governments
900 Wilshire Boulevard, Suite 1700, Los Angeles, California 90017
March 7, 2019

To: Regional Council (RC)

INTERIM
EXECUTIVE DIRECTOR'S
APPROVAL

From: Darin Chidsey, Interim Executive Director, Executive
Management, (213) 236-1836, Chidsey@scag.ca.gov

[Handwritten signature]

Subject: Approval for Additional Stipend Payments

RECOMMENDED ACTION:

Approve additional stipend payments, pursuant to Regional Council Policy Manual, Article VIII, Section B(4) [adopted May 2018], as requested by President Alan D. Wapner and Immediate Past President Margaret Finlay.

STRATEGIC PLAN:

This item supports the following Strategic Plan Goal 7: Secure funding to support agency priorities to effectively and efficiently deliver work products.

EXECUTIVE SUMMARY:

Pursuant to the Regional Council Stipend Policy, staff is seeking Regional Council approval for additional stipends for SCAG President Alan D. Wapner and Immediate Past President Margaret Finlay for attending and representing SCAG at several meetings and agency-sponsored events.

BACKGROUND:

In accordance with the Regional Council Policy Manual, Article VIII, Section B(4) [adopted May 2018] "Representatives of Regional Council Members may receive up to six (6) Stipends per month and the SCAG President may authorize two (2) additional Stipends in a single month on a case-by-case basis. SCAG's First Vice President, Second Vice President and Immediate Past President may receive up to nine (9) Stipends per month. SCAG's President may receive up to twelve (12) Stipends per month. Approval by the Regional Council is required for payment of any Stipends in excess of the limits identified herein."

For the month of January 2019, President Wapner attended the following for SCAG which will count towards his 13th through 18th stipend request:

Table with 3 columns: No., Meeting Date, Meeting Name. Rows include meetings on January 28, 29, 30, and 31.



For the month of February 2019, Immediate Past President Finlay attended the following for SCAG which will count towards her 10th stipend request:

No.	Meeting Date	Meeting Name
10 th	February 14	Conference Call on Recap of Legislative Advocacy Trip, Feb. 12-13

FISCAL IMPACT:

Funds for stipends are included in the General Fund Budget (800-0160.01: Regional Council).



Southern California Association of Governments
900 Wilshire Boulevard, Suite 1700, Los Angeles, California 90017
March 7, 2019

To: Executive/Administration Committee (EAC)
Regional Council (RC)
From: Basil Panas, Chief Financial Officer, Contracts, 213-236-1817,
panas@scag.ca.gov
Subject: Contract amendment that exceeds \$75,000: Contract No. 12-019-C1, Monthly Managed Information Technology (IT) Services

INTERIM
EXECUTIVE DIRECTOR'S
APPROVAL

RECOMMENDED ACTION:

Approve Amendment No. 11 to Contract No. 12-019-C1, with Allied Digital Systems, LLC, (ADSL) in an amount not to exceed \$150,000 increasing contract value from \$3,218,284 to \$3,368,284 to provide monthly managed services for SCAG Modeling Infrastructure hosted on Amazon Web Services (AWS).

STRATEGIC PLAN:

This item supports the following Strategic Plan Goal 3: Be the foremost data information hub for the region.

EXECUTIVE SUMMARY:

The purpose of this amendment is to add Tier-3 Managed Services for Amazon Web Services (AWS) Infrastructure to be billed monthly (recurring billing) by ADSL at 20% of monthly AWS cloud services used. Tier-3 Managed Services provides 24-hour monitoring, notification, and resolution of issues that may impact modeling. This fee will be calculated at the end of every month from actual AWS invoice that will depend on SCAG's usage of cloud computing in that month.

This amendment exceeds \$75,000 and when combined with a previous amendment also exceeds 30% of the contract's original value. Therefore, in accordance with the SCAG Procurement Manual (dated 12/01/16) Section 8.3, it requires the Regional Council's approval.

BACKGROUND:

Staff recommends executing the following contract amendment greater than \$75,000

<u>Consultant/Contract #</u>	<u>Contract Amendment Purpose</u>	<u>Amended Contract</u>
Allied Digital Systems, LLC, (12-019-C1)	Add monthly managed services for Amazon Web Services Infrastructure.	\$3,368,284



FISCAL IMPACT:

Funding of \$97,200 is available in the FY 2018-19 budget in project number 070-4851.01 (Cloud Infrastructure), and the remaining amount of \$52,800 is expected to be available in the FY 2019-20 budget.

ATTACHMENT(S):

1. Consultant Contract 12-019-C1 (Amend 11 - COI)
2. Contract 12-019-C1 Amendment 11

SCAG CONFLICT OF INTEREST FORM

RFP No./Contract No. _____

SECTION I: INSTRUCTIONS

All persons or firms seeking contracts must complete and submit a SCAG Conflict of Interest Form along with the proposal. This requirement also applies to any proposed subconsultant(s). Failure to comply with this requirement may cause your proposal to be declared non-responsive.

In order to answer the questions contained in this form, please review SCAG's Conflict of Interest Policy, the list of SCAG employees, and the list of SCAG's Regional Council members. All three documents can be viewed online at www.scag.ca.gov. The SCAG Conflict of Interest Policy is located under "Doing Business with SCAG," whereas the SCAG staff and Regional Council members lists can be found under "About SCAG."

Any questions regarding the information required to be disclosed in this form should be directed to Justine Block, SCAG Deputy Legal Counsel.

Name of Firm: _____

Name of Preparer: _____

Project Title: _____

Date Submitted: _____

SECTION II: QUESTIONS

1. During the last twelve (12) months, has your firm provided a source of income to employees of SCAG or members of the SCAG Regional Council, or have any employees or Regional Council members held any investment (including real property) in your firm?

YES **NO**

If "yes," please list the names of those SCAG employees and/or SCAG Regional Council members and the nature of the financial interest:

Name	Nature of Financial Interest
_____	_____
_____	_____
_____	_____
_____	_____

2. Have you or any members of your firm been an employee of SCAG or served as a member of the SCAG Regional Council within the last twelve (12) months?

YES NO

If "yes," please list name, position, and dates of service:

Name	Position	Dates of Service
_____	_____	_____
_____	_____	_____
_____	_____	_____
_____	_____	_____

3. Are you or any managers, partners, or officers of your firm related by blood or marriage/domestic partnership to an employee of SCAG or member of the SCAG Regional Council that is considering your proposal?

YES NO

If "yes," please list name and the nature of the relationship:

Name	Relationship
_____	_____
_____	_____
_____	_____
_____	_____

4. Does an employee of SCAG or a member of the SCAG Regional Council hold a position at your firm as a director, officer, partner, trustee, employee, or any position of management?

YES NO

If "yes," please list name and the nature of the relationship:

Name	Relationship
_____	_____
_____	_____
_____	_____
_____	_____

5. Have you or any managers, partners, or officers of your firm ever given (directly or indirectly), or offered to give on behalf of another or through another person, campaign contributions or gifts to any current employee of SCAG or member of the SCAG Regional Council (including contributions to a political committee created by or on behalf of a member/candidate)?

YES NO

If “yes,” please list name, date gift or contribution was given/offered, and dollar value:

Name	Date	Dollar Value
_____	_____	_____
_____	_____	_____
_____	_____	_____

SECTION III: VALIDATION STATEMENT

This Validation Statement must be completed and signed by at least one General Partner, Owner, Principal, or Officer authorized to legally commit the proposer.

DECLARATION

I, (printed full name) _____, hereby declare that I am the (position or title) _____ of (firm name) _____, and that I am duly authorized to execute this Validation Statement on behalf of this entity. I hereby state that this SCAG Conflict of Interest Form dated _____ is correct and current as submitted. I acknowledge that any false, deceptive, or fraudulent statements on this Validation Statement will result in rejection of my contract proposal.

 Signature of Person Certifying for Proposer Date
 (original signature required)

NOTICE

A material false statement, omission, or fraudulent inducement made in connection with this SCAG Conflict of Interest Form is sufficient cause for rejection of the contract proposal or revocation of a prior contract award.

CONTRACT 12-019-C1 AMENDMENT 11

Consultant: Allied Digital Services, LLC (ADSL)

Background & Scope of Work: On March 22, 2012, SCAG awarded an Information Technology (IT) outsource contract to ADSL, as part of SCAG’s IT outsourcing strategy, which leverages skilled outside consultants to provide on-demand, managed Information Technology services.

The purpose of this amendment is to add Tier-3 Managed Services for AWS Infrastructure to be billed monthly (recurring billing) by ADSL at 20% of the monthly AWS Infrastructure fee (that SCAG pays to Amazon directly.) This fee will be calculated at the end of every month from actual AWS invoice that will depend on SCAG’s usage of cloud computing in that month. Staff estimates that these services by ADSL shall not exceed \$150,000 annually, and for this reason, is being amended to add additional funds for these services.

This amendment increases the contract value from \$3,218,284 to \$3,368,284.

Project’s Benefits & Key Deliverables: The project’s benefits and key deliverables include, but are not limited to:

- Innovative IT operational systems and support and of SCAG’s mission-critical activities, including cloud migration, support of modeling for RTP/SCS, Regional Data Platform, and GIS, among others;
- Standardized processes and monitoring systems that increase system uptime, reliability, and performance;
- Daily customer support of SCAG staff operations, including 24x7 help desk and off-hours response;
- Real-time monitoring and management of SCAG’s information security, including firewall and endpoint protection, as well as SCAG’s cloud infrastructure; and
- Continuity of current critical SCAG IT initiatives.

Strategic Plan: This item supports SCAG’s Strategic Plan Goal 4: Provide innovative information and value-added services to enhance member agencies’ planning and operations and promote regional collaboration.

Amendment Amount:	Amendment 11	\$150,000
	Amendment 10	\$509,500
	Amendment 9 (administrative – no change to contract’s value)	\$0
	Amendment 8	\$397,912
	Amendment 7 (administrative - no change to contract’s value)	\$0
	Amendment 6	\$397,912
	Amendment 5 (administrative - no change to contract’s value)	\$0
	Amendment 4 (administrative - no change to contract’s value)	\$0
	Amendment 3 (administrative - no change to contract’s value)	\$0
	Amendment 2 (administrative - no change to contract’s value)	\$0
	Amendment 1 (administrative - no change to contract’s value)	\$0
	Original contract value	<u>\$1,912,960</u>
	Total contract value is not to exceed	\$3,368,284

Attachment: Contract 12-019-C1 Amendment 11 (Contract amendment that exceeds \$75,000: Contract No. 12-019-C1, Monthly Managed

This amendment exceeds \$75,000 and when combined with a previous amendment also exceeds 30% of the contract's original value. Therefore, in accordance with the SCAG Procurement Manual (dated 12/01/16) Section 8.3, it requires the Regional Council's approval.

Contract Period: March 22, 2012 through June 30, 2020

Project Number: 070-4851.01 \$3,368,284
Funding source: Federal Transit Administration (FTA) 5303 and Transportation Development Act (TDA)

Funding of \$97,200 is available in the FY 2018-19 budget in project number 070-4851.01 (Cloud Infrastructure), and the remaining amount of \$52,800 is expected to be available in the FY 2019-20 budget.

Basis for the Amendment: This amendment adds Tier-3 Managed Services for SCAG's AWS Cloud Infrastructure. This cloud infrastructure approach supports SCAG's mission-critical activities, including support for the Connect SoCal vision by allowing SCAG's modeling team to run data models efficiently and with scalability to support large modeling runs. The addition of Tier-3 Managed Services will standardized process and real time monitoring systems that increase system uptime, reliability and performance for SCAG's AWS Cloud Infrastructure.

**Conflict Of Interest (COI) Form - Attachment
For March 7, 2019 Regional Council Approval**

Approve Amendment No. 11 to Contract No. 12-019-C1, with Allied Digital Systems, LLC, in an amount not to exceed \$150,000 increasing contract value from \$3,218,284 to \$3,368,284 to add Tier-3 Managed Services for AWS Infrastructure.

The consultant team for this contract includes:

Consultant Name	Did the consultant disclose a conflict in the Conflict of Interest Form they submitted with its original proposal (Yes or No)?
ADSL (prime consultant)	No - form attached

Attachment: Contract 12-019-C1 Amendment 11 (Contract amendment that exceeds \$75,000: Contract No. 12-019-C1, Monthly Managed



Southern California Association of Governments
900 Wilshire Boulevard, Suite 1700, Los Angeles, California 90017
March 7, 2019

To: Regional Council (RC)

INTERIM
EXECUTIVE DIRECTOR'S
APPROVAL

From: Basil Panas, Chief Financial Officer, Contracts, 213-236-1817,
panas@scag.ca.gov

Subject: Contracts \$200,000 or Greater: Contract 19-020-C01, Greater
El Monte/Baldwin Park Bike Friendly Business Districts

RECOMMENDED ACTION:

Approve Contract No. 19-020-C01 in an amount not to exceed \$358,953 with Community Partners for Active San Gabriel Valley (Active SFV) to assist the San Gabriel Valley Council of Governments (SGVCOG), the cities of Baldwin Park, El Monte, and South El Monte and SCAG with developing Bike-Friendly Business District (BFBD) programs in the three (3) cities.

STRATEGIC PLAN:

This item supports the following Strategic Plan Goal 1: Produce innovative solutions that improve the quality of life for Southern Californians. 4: Provide innovative information and value-added services to enhance member agencies' planning and operations and promote regional collaboration.

EXECUTIVE SUMMARY:

The consultant will provide technical assistance to plan and develop local BFBD programs in three (3) cities in the San Gabriel Valley. This project will also implement two (2) Go Human demonstration projects in the cities of Baldwin Park, El Monte, and South El Monte to promote active transportation, engage stakeholders and local businesses, and increase the number of persons walking and biking to local businesses in each of the three (3) communities.

BACKGROUND:

Staff recommends executing the following contract \$200,000 or greater:

<u>Consultant/Contract #</u>	<u>Contract Purpose</u>	<u>Contract Amount</u>
Active SGV (19-020-C01)	The consultant shall implement BFBD programs in three (3) cities in the San Gabriel Valley and implement two (2) <i>Go Human</i> demonstration projects.	\$358,953

FISCAL IMPACT:

Grant funds in the amount of \$358,953 are available in the FY 2018-19 budget in project 225-3564U2.10 (\$141,204) and 225-3564J2.11 (\$217,749).

ATTACHMENT(S):

1. Consultant Contract 19-020-C01



2. Contract 19-020-C01 COI

CONSULTANT CONTRACT 19-020-C01

Recommended Consultant:	Community Partners for Active San Gabriel Valley (Active SGV)						
Background & Scope of Work:	For this project, the Consultant shall work with SCAG, the cities of Baldwin Park, El Monte, and South El Monte (Cities), and the San Gabriel Valley (SGV) Council of Governments to implement Bicycle-Friendly Business Districts (BFBDs) programs that make bicycling and walking safer in these cities. The development of these programs will foster new relationships with businesses and stakeholders, and will help prioritize and implement existing complete streets or bicycle master plans, and reduce vehicle-miles traveled (VMT). The Scope of Work includes tasks for stakeholder engagement, business outreach, bicycle and pedestrian counts, Go Human demonstration projects, program implementation, and performance reporting. This project helps support multi-jurisdictional and regional transportation planning through establishing encouragement programs in the Cities.						
Project's Benefits & Key Deliverables:	<p>The project's benefits and key deliverables include, but are not limited to:</p> <ul style="list-style-type: none">• Developing a BFBD program in the Cities that can be easily replicated and adopted by other SGV communities, and potentially other SCAG member cities and counties;• Delivering a Go Human demonstration project in the Cities; and• Increasing the number of persons biking and walking to local businesses by 15% based on each city's baseline data.						
Strategic Plan:	This item supports SCAG's Strategic Plan Goals 1: Produce innovative solutions that improve the quality of life for Southern Californians; and Goal 4: Provide innovative information and value-added services to enhance member agencies' planning and operations and promote regional collaboration.						
Contract Amount:	<table border="0" style="width: 100%;"><tr><td style="width: 50%;">Total not to exceed</td><td style="text-align: right;">\$358,953</td></tr><tr><td>Active SGV (prime consultant)</td><td style="text-align: right;">\$334,027</td></tr><tr><td>Alta Planning (sub-consultant)</td><td style="text-align: right;">\$24,926</td></tr></table>	Total not to exceed	\$358,953	Active SGV (prime consultant)	\$334,027	Alta Planning (sub-consultant)	\$24,926
Total not to exceed	\$358,953						
Active SGV (prime consultant)	\$334,027						
Alta Planning (sub-consultant)	\$24,926						
Contract Period:	Notice to Proceed through October 31, 2020						
Project Number(s):	225-3564U2.10 \$141,204 225-3564J2.11 \$217,749 Funding source(s): Mobile Source Reduction Committee (MSRC) and Federal Highway Administration (FHWA) Active Transportation Program (ATP).						

Attachment: Consultant Contract 19-020-C01 (Contracts \$200,000 or Greater: Contract 19-020-C01, Greater El Monte/Baldwin Park Bike

Request for Proposal (RFP):

SCAG staff notified 3,198 firms of the release of RFP 19-020 via SCAG’s Solicitation Management System website. A total of 46 firms downloaded the RFP. SCAG received the following four (4) proposals in response to the solicitation:

Active SGV (1 subconsultant)	\$358,953
Kimley-Horn & Associates (1 subconsultant)	\$359,027
Steer Davies & Gleave, Inc. (3 subconsultants)	\$364,648
IBI Group (1 subconsultant)	\$549,705

Selection Process:

The Proposal Review Committee (PRC) evaluated each proposal in accordance with the criteria set forth in the RFP, and conducted the selection process in a manner consistent with all applicable federal and state contracting regulations. After evaluating the proposals, the PRC interviewed the two (2) highest ranked offerors.

The PRC consisted of the following individuals:

- Hannah Brunelle, Assistant Regional Planner, SCAG
- Lindsey Hansen, Community Engagement Specialist, SCAG
- Marisa Creter, Executive Director, San Gabriel Valley Council of Governments
- Meredith Elguira, Senior Project Manager, City of El Monte
- Okan Demirci, City of South El Monte

Basis for Selection:

The PRC recommended Active SGV for the contract award because the consultant:

- Demonstrated the best understanding of the project, specifically the approach to outreach strategies and experience implementing similar projects in the region;
- Proposed creative best practices to engage the cities and local stakeholders;
- Demonstrated the strongest understanding of local challenges and provided clear and effective strategies to overcome these challenges; and
- Proposed the lowest price.

**Conflict Of Interest (COI) Form - Attachment
For March 7, 2019 Regional Council Approval**

Approve Contract No. 19-020-C01 in an amount not to exceed \$358,953 with Community Partners for Active San Gabriel Valley (Active SFV) to assist the San Gabriel Valley Council of Governments (SGVCOG), the cities of Baldwin Park, El Monte, and South El Monte and SCAG with developing Bike-Friendly Business District (BFBD) programs in the three (3) cities.

The consultant team for this contract includes:

Consultant Name	Did the consultant disclose a conflict in the Conflict of Interest Form they submitted with its original proposal (Yes or No)?
Active SGV (prime consultant)	No - form attached
Alta Planning (subconsultant)	No - form attached

SCAG CONFLICT OF INTEREST FORM

RFP No. 19-020

SECTION I: INSTRUCTIONS

All persons or firms seeking contracts must complete and submit a SCAG Conflict of Interest Form along with the proposal. This requirement also applies to any proposed subconsultant(s). Failure to comply with this requirement may cause your proposal to be declared non-responsive.

In order to answer the questions contained in this form, please review SCAG's Conflict of Interest Policy, the list of SCAG employees, and the list of SCAG's Regional Council members. All three documents can be viewed online at www.scag.ca.gov. The SCAG Conflict of Interest Policy is located under "OPPORTUNITIES", then "Doing Business with SCAG" and scroll down under the "CONTRACTS" tab; whereas the SCAG staff may be found under "ABOUT" then "Employee Directory"; and Regional Council members can be found under "ABOUT", then scroll down to "ELECTED OFFICIALS" on the left side of the page and click on "See the list of SCAG representative and their Districts."

Any questions regarding the information required to be disclosed in this form should be directed to SCAG's Deputy Legal Counsel, especially if you answer "yes" to any question in this form, as doing so MAY also disqualify your firm from submitting an offer on this proposal

Name of Firm: Community Partners Fbo Bike SGV
Name of Preparer: Mamie Funahashi
Project Title: Greater El Monte / Baldwin Park Bike Friendly Business Districts
RFP Number: 19-020 Date Submitted: 12/31/2018

SECTION II: QUESTIONS

1. During the last twelve (12) months, has your firm provided a source of income to employees of SCAG or members of the SCAG Regional Council, or have any employees or Regional Council members held any investment (including real property) in your firm?

YES NO

If "yes," please list the names of those SCAG employees and/or SCAG Regional Council members and the nature of the financial interest:

Name	Nature of Financial Interest
_____	_____
_____	_____
_____	_____
_____	_____

2. Have you or any members of your firm been an employee of SCAG or served as a member of the SCAG Regional Council within the last twelve (12) months?

YES NO

If "yes," please list name, position, and dates of service:

Name	Position	Dates of Service
_____	_____	_____
_____	_____	_____
_____	_____	_____
_____	_____	_____

3. Are you or any managers, partners, or officers of your firm related by blood or marriage/domestic partnership to an employee of SCAG or member of the SCAG Regional Council that is considering your proposal?

YES NO

If "yes," please list name and the nature of the relationship:

Name	Relationship
_____	_____
_____	_____
_____	_____
_____	_____

4. Does an employee of SCAG or a member of the SCAG Regional Council hold a position at your firm as a director, officer, partner, trustee, employee, or any position of management?

YES NO

If "yes," please list name and the nature of the relationship:

Name	Relationship
_____	_____
_____	_____
_____	_____
_____	_____

5. Have you or any managers, partners, or officers of your firm ever given (directly or indirectly), or offered to give on behalf of another or through another person, campaign contributions or gifts to any current employee of SCAG or member of the SCAG Regional Council (including contributions to a political committee created by or on behalf of a member/candidate)?

YES NO

If "yes," please list name, date gift or contribution was given/offered, and dollar value:


Name	Date	Dollar Value
_____	_____	_____
_____	_____	_____
_____	_____	_____
_____	_____	_____

SECTION III: VALIDATION STATEMENT

This Validation Statement must be completed and signed by at least one General Partner, Owner, Principal, or Officer authorized to legally commit the proposer.

DECLARATION

I, (printed full name) Mamie Funahashi, hereby declare that I am the (position or title) Chief Financial Officer of (firm name) Community Partners, and that I am duly authorized to execute this Validation Statement on behalf of this entity. I hereby state that this SCAG Conflict of Interest Form dated 11/16/2018 is correct and current as submitted. I acknowledge that any false, deceptive, or fraudulent statements on this Validation Statement will result in rejection of my contract proposal.



 Signature of Person Certifying for Proposer
 (original signature required)

11/16/2018

 Date

NOTICE

A material false statement, omission, or fraudulent inducement made in connection with this SCAG Conflict of Interest Form is sufficient cause for rejection of the contract proposal or revocation of a prior contract award.

SCAG CONFLICT OF INTEREST FORM

RFP No. 19-020

SECTION I: INSTRUCTIONS

All persons or firms seeking contracts must complete and submit a SCAG Conflict of Interest Form along with the proposal. This requirement also applies to any proposed subconsultant(s). Failure to comply with this requirement may cause your proposal to be declared non-responsive.

In order to answer the questions contained in this form, please review SCAG's Conflict of Interest Policy, the list of SCAG employees, and the list of SCAG's Regional Council members. All three documents can be viewed online at www.scag.ca.gov. The SCAG Conflict of Interest Policy is located under "OPPORTUNITIES", then "Doing Business with SCAG" and scroll down under the "CONTRACTS" tab; whereas the SCAG staff may be found under "ABOUT" then "Employee Directory"; and Regional Council members can be found under "ABOUT", then scroll down to "ELECTED OFFICIALS" on the left side of the page and click on "See the list of SCAG representative and their Districts."

Any questions regarding the information required to be disclosed in this form should be directed to SCAG's Deputy Legal Counsel, especially if you answer "yes" to any question in this form, as doing so MAY also disqualify your firm from submitting an offer on this proposal

Name of Firm: Alta Planning + Design

Name of Preparer: Greg Maher

Project Title: Greater El Monte/Baldwin Park Bike Friendly Business Districts

RFP Number: 19-020 **Date Submitted:** 12/5/2018

SECTION II: QUESTIONS

1. During the last twelve (12) months, has your firm provided a source of income to employees of SCAG or members of the SCAG Regional Council, or have any employees or Regional Council members held any investment (including real property) in your firm?

YES NO

If "yes," please list the names of those SCAG employees and/or SCAG Regional Council members and the nature of the financial interest:

Name	Nature of Financial Interest
_____	_____
_____	_____
_____	_____
_____	_____

2. Have you or any members of your firm been an employee of SCAG or served as a member of the SCAG Regional Council within the last twelve (12) months?

YES NO

If "yes," please list name, position, and dates of service:

Name	Position	Dates of Service
_____	_____	_____
_____	_____	_____
_____	_____	_____
_____	_____	_____

3. Are you or any managers, partners, or officers of your firm related by blood or marriage/domestic partnership to an employee of SCAG or member of the SCAG Regional Council that is considering your proposal?

YES NO

If "yes," please list name and the nature of the relationship:

Name	Relationship
_____	_____
_____	_____
_____	_____
_____	_____

4. Does an employee of SCAG or a member of the SCAG Regional Council hold a position at your firm as a director, officer, partner, trustee, employee, or any position of management?

YES NO

If "yes," please list name and the nature of the relationship:

Name	Relationship
_____	_____
_____	_____
_____	_____
_____	_____

5. Have you or any managers, partners, or officers of your firm ever given (directly or indirectly), or offered to give on behalf of another or through another person, campaign contributions or gifts to any current employee of SCAG or member of the SCAG Regional Council (including contributions to a political committee created by or on behalf of a member/candidate)?

YES NO

If "yes," please list name, date gift or contribution was given/offered, and dollar value:

Name	Date	Dollar Value
_____	_____	_____
_____	_____	_____
_____	_____	_____

SECTION III: VALIDATION STATEMENT

This Validation Statement must be completed and signed by at least one General Partner, Owner, Principal, or Officer authorized to legally commit the proposer.

DECLARATION

I, (printed full name) Greg Maher, hereby declare that I am the (position or title) Vice President of (firm name) Alta Planning + Design, and that I am duly authorized to execute this Validation Statement on behalf of this entity. I hereby state that this SCAG Conflict of Interest Form dated 11/28/2018 is correct and current as submitted. I acknowledge that any false, deceptive, or fraudulent statements on this Validation Statement will result in rejection of my contract proposal.



 _____ _____

 Signature of Person Certifying for Proposer Date

 (original signature required)

NOTICE

A material false statement, omission, or fraudulent inducement made in connection with this SCAG Conflict of Interest Form is sufficient cause for rejection of the contract proposal or revocation of a prior contract award.



Southern California Association of Governments
900 Wilshire Boulevard, Suite 1700, Los Angeles, California 90017
March 7, 2019

To: Executive/Administration Committee (EAC)
Regional Council (RC)
From: Basil Panas, Chief Financial Officer, Finance, 213-236-1817,
panas@scag.ca.gov
Subject: Contracts \$200,000 or Greater: 19-019-C01, Multimodal
Regional Corridor Plan for Arrow Highway

INTERIM
EXECUTIVE DIRECTOR'S
APPROVAL

RECOMMENDED ACTION:

Approve Contract No. 19-019-C01 in an amount not to exceed \$267,820 with Alta Planning + Design to assist the San Gabriel Valley Council of Governments (SGVCOG), the Cities of San Dimas, Claremont, La Verne, Glendora, Pomona and SCAG with developing a regional corridor plan for Arrow Highway and implementing a *Go Human* demonstration project in the City of San Dimas.

STRATEGIC PLAN:

This item supports the following Strategic Plan Goal 1: Produce innovative solutions that improve the quality of life for Southern Californians.

EXECUTIVE SUMMARY:

The consultant will provide technical assistance to develop a regional corridor plan for Arrow Highway, a corridor crossing five (5) cities in the San Gabriel Valley: San Dimas, Claremont, La Verne, Glendora, and Pomona. This project will also implement a Go Human demonstration project in the City of San Dimas to promote active transportation, engage stakeholders, demonstrate improvements in the Plan, and increase the number of persons walking and biking in local communities.

BACKGROUND:

Staff recommends executing the following contract \$200,000 or greater:

<u>Consultant/Contract #</u>	<u>Contract Purpose</u>	<u>Contract Amount</u>
Alta Planning + Design (19-019-C01)	The consultant shall develop a regional corridor plan for Arrow Highway, including five (5) cities in the San Gabriel Valley and implement one <i>Go Human</i> demonstration project in the City of San Dimas.	\$267,820

FISCAL IMPACT:

Grant funds in the amount of \$267,820 are available in the FY 2018-19 budget in Project Numbers 225.3564.10 (\$100,000) and 275.4823.01 (\$167,820).

ATTACHMENT(S):



-
1. Contract 19-019-C01 COI
 2. Contract 19-019 Summary

SCAG CONFLICT OF INTEREST FORM

RFP No. 19-019

SECTION I: INSTRUCTIONS

All persons or firms seeking contracts must complete and submit a SCAG Conflict of Interest Form along with the proposal. This requirement also applies to any proposed subconsultant(s). Failure to comply with this requirement may cause your proposal to be declared non-responsive.

In order to answer the questions contained in this form, please review SCAG’s Conflict of Interest Policy, the list of SCAG employees, and the list of SCAG’s Regional Council members. All three documents can be viewed online at www.scag.ca.gov. The SCAG Conflict of Interest Policy is located under “OPPORTUNITIES”, then “Doing Business with SCAG” and scroll down under the “CONTRACTS” tab; whereas the SCAG staff may be found under “ABOUT” then “Employee Directory”; and Regional Council members can be found under “ABOUT”, then scroll down to “ELECTED OFFICIALS” on the left side of the page and click on “See the list of SCAG representative and their Districts.”

Any questions regarding the information required to be disclosed in this form should be directed to SCAG’s Deputy Legal Counsel, especially if you answer “yes” to any question in this form, as doing so MAY also disqualify your firm from submitting an offer on this proposal

Name of Firm: Alta Planning + Design
Name of Preparer: Greg Maher
Project Title: Multimodal Regional Corridor Plan for Arrow Highway
RFP Number: 19-019 Date Submitted: 12/12/2018

SECTION II: QUESTIONS

1. During the last twelve (12) months, has your firm provided a source of income to employees of SCAG or members of the SCAG Regional Council, or have any employees or Regional Council members held any investment (including real property) in your firm?

YES NO

If “yes,” please list the names of those SCAG employees and/or SCAG Regional Council members and the nature of the financial interest:

Name	Nature of Financial Interest
_____	_____
_____	_____
_____	_____

2. Have you or any members of your firm been an employee of SCAG or served as a member of the SCAG Regional Council within the last twelve (12) months?

YES NO

If “yes,” please list name, position, and dates of service:

Name	Position	Dates of Service
_____	_____	_____
_____	_____	_____
_____	_____	_____
_____	_____	_____

3. Are you or any managers, partners, or officers of your firm related by blood or marriage/domestic partnership to an employee of SCAG or member of the SCAG Regional Council that is considering your proposal?

YES NO

If “yes,” please list name and the nature of the relationship:

Name	Relationship
_____	_____
_____	_____
_____	_____
_____	_____

4. Does an employee of SCAG or a member of the SCAG Regional Council hold a position at your firm as a director, officer, partner, trustee, employee, or any position of management?

YES NO

If “yes,” please list name and the nature of the relationship:

Name	Relationship
_____	_____
_____	_____
_____	_____
_____	_____

5. Have you or any managers, partners, or officers of your firm ever given (directly or indirectly), or offered to give on behalf of another or through another person, campaign contributions or gifts to any current employee of SCAG or member of the SCAG Regional Council (including contributions to a political committee created by or on behalf of a member/candidate)?

YES NO

If "yes," please list name, date gift or contribution was given/offered, and dollar value:

Name	Date	Dollar Value
_____	_____	_____
_____	_____	_____
_____	_____	_____
_____	_____	_____

SECTION III: VALIDATION STATEMENT

This Validation Statement must be completed and signed by at least one General Partner, Owner, Principal, or Officer authorized to legally commit the proposer.

DECLARATION

I, (printed full name) Greg Maher, hereby declare that I am the (position or title) Vice President of (firm name) Alta Planning + Design, and that I am duly authorized to execute this Validation Statement on behalf of this entity. I hereby state that this SCAG Conflict of Interest Form dated 12/4/2018 is correct and current as submitted. I acknowledge that any false, deceptive, or fraudulent statements on this Validation Statement will result in rejection of my contract proposal.



12/4/2018

 Signature of Person Certifying for Proposer Date
 (original signature required)

NOTICE

A material false statement, omission, or fraudulent inducement made in connection with this SCAG Conflict of Interest Form is sufficient cause for rejection of the contract proposal or revocation of a prior contract award.

SCAG CONFLICT OF INTEREST FORM

RFP No. 19-019

SECTION I: INSTRUCTIONS

All persons or firms seeking contracts must complete and submit a SCAG Conflict of Interest Form along with the proposal. This requirement also applies to any proposed subconsultant(s). Failure to comply with this requirement may cause your proposal to be declared non-responsive.

In order to answer the questions contained in this form, please review SCAG's Conflict of Interest Policy, the list of SCAG employees, and the list of SCAG's Regional Council members. All three documents can be viewed online at www.scag.ca.gov. The SCAG Conflict of Interest Policy is located under "OPPORTUNITIES", then "Doing Business with SCAG" and scroll down under the "CONTRACTS" tab; whereas the SCAG staff may be found under "ABOUT" then "Employee Directory"; and Regional Council members can be found under "ABOUT", then scroll down to "ELECTED OFFICIALS" on the left side of the page and click on "See the list of SCAG representative and their Districts."

Any questions regarding the information required to be disclosed in this form should be directed to SCAG's Deputy Legal Counsel, especially if you answer "yes" to any question in this form, as doing so MAY also disqualify your firm from submitting an offer on this proposal

Name of Firm: Community Partners
Name of Preparer: Paul Vandeventer
Project Title: Multimodal Regional Corridor Plan for Arrow Highway
RFP Number: 19-019 **Date Submitted:** 12/12/2018

SECTION II: QUESTIONS

1. During the last twelve (12) months, has your firm provided a source of income to employees of SCAG or members of the SCAG Regional Council, or have any employees or Regional Council members held any investment (including real property) in your firm?

YES NO

If "yes," please list the names of those SCAG employees and/or SCAG Regional Council members and the nature of the financial interest:

Name	Nature of Financial Interest
_____	_____
_____	_____
_____	_____
_____	_____

2. Have you or any members of your firm been an employee of SCAG or served as a member of the SCAG Regional Council within the last twelve (12) months?

YES NO

If "yes," please list name, position, and dates of service:

Name	Position	Dates of Service
_____	_____	_____
_____	_____	_____
_____	_____	_____
_____	_____	_____

3. Are you or any managers, partners, or officers of your firm related by blood or marriage/domestic partnership to an employee of SCAG or member of the SCAG Regional Council that is considering your proposal?

YES NO

If "yes," please list name and the nature of the relationship:

Name	Relationship
_____	_____
_____	_____
_____	_____
_____	_____

4. Does an employee of SCAG or a member of the SCAG Regional Council hold a position at your firm as a director, officer, partner, trustee, employee, or any position of management?

YES NO

If "yes," please list name and the nature of the relationship:

Name	Relationship
_____	_____
_____	_____
_____	_____
_____	_____

5. Have you or any managers, partners, or officers of your firm ever given (directly or indirectly), or offered to give on behalf of another or through another person, campaign contributions or gifts to any current employee of SCAG or member of the SCAG Regional Council (including contributions to a political committee created by or on behalf of a member/candidate)?

YES NO

If "yes," please list name, date gift or contribution was given/offered, and dollar value:


Name	Date	Dollar Value
_____	_____	_____
_____	_____	_____
_____	_____	_____
_____	_____	_____

SECTION III: VALIDATION STATEMENT

This Validation Statement must be completed and signed by at least one General Partner, Owner, Principal, or Officer authorized to legally commit the proposer.

DECLARATION

I, (printed full name) Paul Vandeventer, hereby declare that I am the (position or title) President and CEO of (firm name) Community Partners, and that I am duly authorized to execute this Validation Statement on behalf of this entity. I hereby state that this SCAG Conflict of Interest Form dated 11/30/2018 is correct and current as submitted. I acknowledge that any false, deceptive, or fraudulent statements on this Validation Statement will result in rejection of my contract proposal.


11/30/2018

 Signature of Person Certifying for Proposer Date
 (original signature required)

NOTICE

A material false statement, omission, or fraudulent inducement made in connection with this SCAG Conflict of Interest Form is sufficient cause for rejection of the contract proposal or revocation of a prior contract award.

SCAG CONFLICT OF INTEREST FORM

RFP No. 19-019

SECTION I: INSTRUCTIONS

All persons or firms seeking contracts must complete and submit a SCAG Conflict of Interest Form along with the proposal. This requirement also applies to any proposed subconsultant(s). Failure to comply with this requirement may cause your proposal to be declared non-responsive.

In order to answer the questions contained in this form, please review SCAG's Conflict of Interest Policy, the list of SCAG employees, and the list of SCAG's Regional Council members. All three documents can be viewed online at www.scag.ca.gov. The SCAG Conflict of Interest Policy is located under "OPPORTUNITIES", then "Doing Business with SCAG" and scroll down under the "CONTRACTS" tab; whereas the SCAG staff may be found under "ABOUT" then "Employee Directory"; and Regional Council members can be found under "ABOUT", then scroll down to "ELECTED OFFICIALS" on the left side of the page and click on "See the list of SCAG representative and their Districts."

Any questions regarding the information required to be disclosed in this form should be directed to SCAG's Deputy Legal Counsel, especially if you answer "yes" to any question in this form, as doing so MAY also disqualify your firm from submitting an offer on this proposal

Name of Firm: The Arroyo Group

Name of Preparer: Philip Burns

Project Title: Multimodal Regional Corridor Plan for Arrow Highway

RFP Number: 19-019 Date Submitted: 12/04/2018

SECTION II: QUESTIONS

1. During the last twelve (12) months, has your firm provided a source of income to employees of SCAG or members of the SCAG Regional Council, or have any employees or Regional Council members held any investment (including real property) in your firm?

YES NO

If "yes," please list the names of those SCAG employees and/or SCAG Regional Council members and the nature of the financial interest:

Name	Nature of Financial Interest
_____	_____
_____	_____
_____	_____
_____	_____

2. Have you or any members of your firm been an employee of SCAG or served as a member of the SCAG Regional Council within the last twelve (12) months?

YES NO

If "yes," please list name, position, and dates of service:

Name	Position	Dates of Service
_____	_____	_____
_____	_____	_____
_____	_____	_____
_____	_____	_____

3. Are you or any managers, partners, or officers of your firm related by blood or marriage/domestic partnership to an employee of SCAG or member of the SCAG Regional Council that is considering your proposal?

YES NO

If "yes," please list name and the nature of the relationship:

Name	Relationship
_____	_____
_____	_____
_____	_____
_____	_____

4. Does an employee of SCAG or a member of the SCAG Regional Council hold a position at your firm as a director, officer, partner, trustee, employee, or any position of management?

YES NO

If "yes," please list name and the nature of the relationship:

Name	Relationship
_____	_____
_____	_____
_____	_____
_____	_____



5. Have you or any managers, partners, or officers of your firm ever given (directly or indirectly), or offered to give on behalf of another or through another person, campaign contributions or gifts to any current employee of SCAG or member of the SCAG Regional Council (including contributions to a political committee created by or on behalf of a member/candidate)?

YES NO

If "yes," please list name, date gift or contribution was given/offered, and dollar value:

Name	Date	Dollar Value
_____	_____	_____
_____	_____	_____
_____	_____	_____
_____	_____	_____

SECTION III: VALIDATION STATEMENT

This Validation Statement must be completed and signed by at least one General Partner, Owner, Principal, or Officer authorized to legally commit the proposer.

DECLARATION

I, (printed full name) Philip Burns, hereby declare that I am the (position or title) Principal of (firm name) The Arroyo Group, and that I am duly authorized to execute this Validation Statement on behalf of this entity. I hereby state that this SCAG Conflict of Interest Form dated 12/04/2018 is correct and current as submitted. I acknowledge that any false, deceptive, or fraudulent statements on this Validation Statement will result in rejection of my contract proposal.

Signature of Person Certifying for Proposer
(original signature required)

12/04/2018

Date

NOTICE

A material false statement, omission, or fraudulent inducement made in connection with this SCAG Conflict of Interest Form is sufficient cause for rejection of the contract proposal or revocation of a prior contract award.

CONSULTANT CONTRACT 19-019-C01

Recommended Consultant:	Alta Planning + Design	
Background & Scope of Work:	<p>SCAG awarded the San Gabriel Valley Council of Governments (SGVCOG) a Sustainable Communities Program (SCP) grant to implement a Regional Corridor Plan (Plan) in the San Gabriel Valley. Consistent with the grant’s requirements, the consultant shall evaluate Arrow Highway to assess active transportation opportunities to develop as a multimodal corridor in the San Gabriel Valley. As part of the stakeholder outreach for the Plan, the project shall also implement a <i>Go Human</i> demonstration project in the City of San Dimas. This project helps to support multi-jurisdictional and regional transportation planning through multimodal corridor-level analysis. This project supports vehicle-miles traveled (VMT) reduction goals, safety goals, and first/last mile plans. The Scope of Work includes tasks for stakeholder engagement, bicycle and pedestrian counts, one Go Human demonstration project, facility design, and funding and implementation strategy.</p>	
Project’s Benefits & Key Deliverables:	<p>The project’s benefits and key deliverables include, but are not limited to:</p> <ul style="list-style-type: none"> • Assessing active transportation opportunities to evaluate Arrow Highway to develop as a multimodal corridor in the San Gabriel Valley; • Delivering a Go Human demonstration project in the City of San Dimas; and • Improving access to active transportation, improving air quality and increasing safety for all roadway users through providing a safe active transportation corridor in the San Gabriel Valley. 	
Strategic Plan:	This item supports SCAG’s Strategic Plan Goal 1: Produce innovative solutions that improve the quality of life for Southern Californians.	
Contract Amount:	Total not to exceed	\$267,820
	Alta Planning + Design (prime consultant)	\$211,825
	Active SGV (sub-consultant)	\$25,511
	Arroyo Group (sub-consultant)	\$30,484
Contract Period:	Notice to Proceed through March 31, 2020	
Project Number(s):	225.3564.10	\$100,000
	275.4823.01	\$167,820
	Funding source(s): Mobile Source Reduction Committee (MSRC); FY18 SB1 Sustainable Communities Formula Grant; and Transportation Development Act (TDA).	
Request for Proposal (RFP):	<p>SCAG staff notified 2,728 firms of the release of RFP 19-019 via SCAG’s Solicitation Management System website. A total of 51 firms downloaded the RFP. SCAG received the following five (5) proposals in response to the solicitation:</p>	
	Alta Planning + Design (2 subconsultants)	\$267,819

Attachment: Contract 19-019 Summary (Contracts \$200,000 or Greater: 19-019-C01, Multimodal regional Corridor Plan for Arrow Highway)

Tierra West (1 Subconsultant)	\$253,064
KOA Corporation (2 Subconsultants)	\$254,282
IBI Group (3 Subconsultants)	\$364,594
Steer Davies & Gleave, Inc. (3 Subconsultant)	\$425,517

Selection Process:

The Proposal Review Committee (PRC) evaluated each proposal in accordance with the criteria set forth in the RFP, and conducted the selection process in a manner consistent with all applicable federal and state contracting regulations. After evaluating the proposals, the PRC interview the three (3) highest ranked offerors.

The PRC consisted of the following individuals:

Hannah Brunelle, Assistant Regional Planner, SCAG

Marisa Creter, Executive Director, SGVCOG

Ann Garcia, Administrative Analyst, City of San Dimas

Nancy Lo, Transportation Associate, Los Angeles Metropolitan Transportation Authority

Basis for Selection:

The PRC recommended Alta Planning + Design for the contract award because the consultant:

- Demonstrated the best understanding and technical approach;
- Has direct experience with similar projects in the plan area;
- Has experience similar implementing Go Human projects;
- Provided the best overall value for the number of labor hours proposed.

Although other firms proposed a lower prices, the PRC did not recommend these firms for contract award because these firms:

- Did not clearly demonstrate a sufficient level of effort to complete all the Tasks;
- Proposed approaches to Go Human events that were not as effective or creative as the selected consultant;
- Did not demonstrate as much experience implementing regional corridor plans or similar relevant projects.

**Conflict Of Interest (COI) Form - Attachment
For March 7 2019 Regional Council Approval**

Approve Contract No. 19-019-C01 in an amount not to exceed \$267,820 with Alta Planning + Design to assist the San Gabriel Valley Council of Governments (SGVCOG), the Cities of San Dimas, Claremont, La Verne, Glendora, Pomona and SCAG with developing a regional corridor plan for Arrow Highway and implementing a Go Human demonstration project in the City of San Dimas.

The consultant team for this contract includes:

Consultant Name	Did the consultant disclose a conflict in the Conflict of Interest Form they submitted with its original proposal (Yes or No)?
Alta Planning + Design (prime consultant)	Yes - form attached
Active SGV (subconsultant)	Yes - form attached
Arroyo Group (subconsultant)	Yes - form attached



Southern California Association of Governments
900 Wilshire Boulevard, Suite 1700, Los Angeles, California 90017
March 7, 2019

To: Executive/Administration Committee (EAC)
Regional Council (RC)
From: Art Yoon, Director of Policy and Public Affairs, Legislation,
(213) 236-1840, ArtYoon@scag.ca.gov
Subject: AB 185 (Grayson, Cervantes) – California Transportation
Commission: Joint Meetings

INTERIM
EXECUTIVE DIRECTOR'S
APPROVAL

RECOMMENDED ACTION:

Support

STRATEGIC PLAN:

This item supports the following Strategic Plan Goal 2: Advance Southern California’s policy interests and planning priorities through regional, statewide, and national engagement and advocacy.

EXECUTIVE SUMMARY:

As of 2018, the California Transportation Commission (CTC) and the California Air Resources Board (ARB) hold joint meetings at least twice annually to coordinate the implementation of transportation policies. AB 185 would require the California Department of Housing and Community Development (HCD) to participate in those joint meetings. At its meeting on February 19, 2019, the Legislative/Communications & Membership Committee (LCMC) recommended a support position on AB 185.

BACKGROUND:

In 2017, former Governor Brown signed AB 179 (Cervantes) into law requiring the CTC and ARB meet at least twice annually to coordinate implementation of transportation policies, including interagency efforts like implementation of the California Sustainable Freight Action Plan, development of the California Transportation Plan, and the setting of greenhouse gas emission reduction targets for automobile and light truck sectors in 2020 and 2035, respectively.

During the inaugural meeting, in June 2018, it became evident from Commissioners, Board Members, and the public that key state agencies and policy areas were missing from the discussion. Stakeholders commented that the joint meetings could address issues related to land use, transportation, and access to housing. In particular, discussion could address how the lack of housing supply and rising housing costs have a significant impact on housing development growth patterns and the demands placed on transportation systems.

AB 185

Introduced by Assemblymembers Timothy Grayson (D-Concord) and Sabrina Cervantes (D-Corona) on January 10, 2019, AB 185 would require that the HCD participate in joint meetings with the CTC and CARB.

AB 185 was referred to the Assembly Committee on Transportation on February 4, 2019. A committee hearing date has not yet been scheduled.

Support

- California Transportation Commission

Opposition

- None

Prior Committee Action

Staff presented AB 185 to the LCMC at its February 19, 2019 meeting, after which the LCMC voted to forward a support recommendation to the Regional Council. Support for AB 185 is consistent with Regional Council-adopted policy and legislative priorities to advocate for efforts that promote the consistency within state law of the sometimes competing demands contained within SB 375 and state mandated regional housing programs.

Given the interrelated nature of land use patterns and transportation systems, facility siting and permitting, and other policy areas that require input from the Department of Housing and Community Development, there is a clear connection between housing and transportation. Staff recommends support for AB 185 to provide a more comprehensive, balanced, and informed discussion on the issues of land use, transportation, and air quality at these Joint Meetings.

FISCAL IMPACT:

None

ATTACHMENT(S):

1. AB 185 CTC Support Letter

FRAN INMAN, Chair
JAMES EARP, Vice Chair
BOB ALVARADO
YVONNE B. BURKE
LUCETTA DUNN
JAMES C. GHIEMMETTI
CARL GUARDINO
CHRISTINE KEHOE
JOSEPH TAVAGLIONE
PAUL VAN KONYNENBURG

STATE OF CALIFORNIA

GAVIN NEWSOM, Governor

SENATOR JIM BEALL, Ex Officio
ASSEMBLY MEMBER JIM FRAZIER, Ex Officio

SUSAN BRANSEN, Executive Director



CALIFORNIA TRANSPORTATION COMMISSION

1120 N STREET, MS-52
SACRAMENTO, CA 95814
P. O. BOX 942873
SACRAMENTO, CA 94273-0001
(916) 654-4245
FAX (916) 653-2134
<http://www.catc.ca.gov>

January 30, 2019

The Honorable Timothy Grayson
Member of the Assembly
State Capitol, Room 4164
Sacramento, CA 95814

Re: Support for Assembly Bill 185

Dear Assembly Member Grayson:

As part of its statutory charge, the California Transportation Commission (Commission) advises the Administration and the Legislature on state transportation policies and makes recommendations for legislation to improve the transportation system.

The Commission adopted a position to support Assembly Bill (AB) 185 at its meeting on January 30, 2019. This bill requires the Department of Housing and Community Development (DHCD) to participate in joint meetings held by the Commission and the California Air Resources Board (CARB) to coordinate their implementation of transportation policies. These joint meetings are required under Chapter 737 of 2017 (AB 179, Cervantes).

At the inaugural joint meeting between the Commission and CARB held in June 2018, it was evident from Commissioner, Board Member, and public comment that key state agencies and policy areas were missing from the discussion. Given the connection between transportation and housing, DHCD's participation in these joint meetings is critical for transportation policy discussions on issues such as land use decisions, growth patterns, and facility siting and permitting. For this reason, the Commission, in its 2018 Annual Report to the Legislature, recommended legislation to include DHCD in the joint meetings.

Attachment: AB 185 CTC Support Letter (AB 185 (Grayson, Cervantes) – California Transportation Commission: Joint Meetings)

Assembly Member Grayson
RE: Support for Assembly Bill 185
January 30, 2019
Page 2

In its 2018 Annual Report, the Commission also recommended including the California Energy Commission (CEC) in the joint meetings, given CEC's role in promoting advanced transportation technologies to achieve state environmental goals. For example, CEC currently is leading an effort to complete a statewide network of electric vehicle charging stations along key interregional highway corridors. Because CEC administers this and other transportation-related programs, the Commission respectfully requests that you consider amending AB 185 to require CEC to participate in the joint meetings as well.

The Commission commends your leadership on further coordinating the implementation of transportation policy across key state agencies. Commissioners and staff are available to provide information that may assist you in moving this legislation forward. If we can be of assistance, please contact the Commission's Executive Director, Ms. Susan Bransen, at 916-654-4245.

Sincerely,



FRAN INMAN
Chair

c: Commissioners, California Transportation Commission
Susan Bransen, California Transportation Commission, Executive Director
The Honorable Jim Beall, Senate Transportation Committee, Chair
The Honorable Shannon Grove, Senate Transportation Committee, Vice Chair
The Honorable Jim Frazier, Assembly Transportation Committee, Chair
The Honorable Vince Fong, Assembly Transportation Committee, Vice Chair
The Honorable Sabrina Cervantes, Assembly Member
Brian Annis, California State Transportation Agency, Secretary



Southern California Association of Governments
900 Wilshire Boulevard, Suite 1700, Los Angeles, California 90017
March 7, 2019

To: Executive/Administration Committee (EAC)
Regional Council (RC)
From: Art Yoon, Director of Policy and Public Affairs, Legislation,
(213) 236-1840, ArtYoon@scag.ca.gov
Subject: SB 168 (Wieckowski) – Climate change: Chief Officer of Climate
Adaptation and Resilience

INTERIM
EXECUTIVE DIRECTOR'S
APPROVAL

RECOMMENDED ACTION:

Support and Amend

STRATEGIC PLAN:

This item supports the following Strategic Plan Goal 2: Advance Southern California’s policy interests and planning priorities through regional, statewide, and national engagement and advocacy.

EXECUTIVE SUMMARY:

In 2015, the Integrated Climate Adaptation and Resilience Program (ICARP) was established at the Office of Planning and Research (OPR). Senate Bill (SB) 168 would establish the Chief Officer of Climate Adaptation and Resilience to be appointed by the Governor and serve as the statewide lead for planning and coordination of climate adaptation policy and implementation. This bill would also designate the Chief Officer as the chair of the advisory council and expand the eligible range of disciplines for members of the advisory council. At its meeting on February 19, 2019, the Legislative/Communications & Membership Committee (LCMC) recommended a support and amend position on SB 168.

BACKGROUND:

In 2015, Senator Wieckowski authored SB 246, which was signed into law and directed OPR to form the ICARP. The program is designed to develop a coordinated response to the impacts of climate change across state, local, and regional levels. One main component is the State Climate Adaptation Clearinghouse, which serves as a centralized source of information and resources to assist decision-makers at the state, tribal, regional, and local levels when planning for and implementing climate adaptation and resiliency efforts across California.

Additionally, SB 246 established an advisory council of the ICARP comprised of members from a range of disciplines, in order to provide scientific and technical support, and from regional and local governments and entities. The advisory council supports OPR’s goals to facilitate coordination among state, regional, and local agency efforts to adapt to the impacts of climate change by developing tools and guidance, coordinating state agency support for local and regional efforts, and informing state-led programs to better reflect the efforts and challenges faced by local and regional entities pursuing adaptation, preparedness and resilience. As a result of SB 246, the work being done at OPR contributes to the state’s climate adaptation efforts by building a permanent structure

for state, local, and regional stakeholder participation and growing the resources for adaptation and resiliency action.

SB 168

Introduced by Senator Bob Wieckowski (D- Fremont) on January 28, 2019, SB 168 would establish the Chief Officer of Climate Adaptation and Resilience at OPR and make the Chief Officer the chair of the advisory council. Additionally, this bill expands the eligible range of disciplines for members of the advisory council (noted in italics).

(b) Members of the advisory council shall have expertise in the intersection of climate change *or climate science* and areas that include, but need not be limited to, any of the following:

- (1) Public health.
- (2) Environmental quality.
- (3) Environmental justice.
- (4) Agriculture.
- (5) Transportation and housing.
- (6) Energy.
- (7) Natural resources and water.
- (8) Planning.
- (9) Recycling and waste management.
- (10) Local or regional government.
- (11) Tribal issues.
- (12) Emergency services and public safety.
- (13) *Procurement.*
- (14) *Innovative finance and life-cycle asset management.*

SB 168 was referred to the Senate committees on Environmental Quality and Natural Resources and Water on February 6, 2019. It is currently scheduled to be heard in the Senate Committee on Environmental Quality on March 20, 2019.

Support

- None

Opposition

- None

Prior Committee Action

Staff presented SB 168 to the LCMC at its meeting on March 20, 2019, after which the LCMC voted to forward a support recommendation to the Regional Council. Support for SB 168 is consistent with Regional Council-adopted policy and legislative priorities to support programs that provide the resources necessary for communities to prepare for the consequences of a changing climate and resulting natural disasters. In addition, the current composition of the advisory council includes a local or regional government representative. Staff recommended that SB 168 be amended to separate regional from local governments and that the category specify that a Metropolitan Planning Organization (MPO) should represent the regional level.

FISCAL IMPACT:

None



ATTACHMENT(S):
None



Southern California Association of Governments
900 Wilshire Boulevard, Suite 1700, Los Angeles, California 90017
March 7, 2019

To: Executive/Administration Committee (EAC)
Community
Economic & Human Development Committee (CEHD)
Energy & Environment Committee (EEC)
Transportation Committee (TC)
Regional Council (RC)

INTERIM
EXECUTIVE DIRECTOR'S
APPROVAL

From: Kome Ajise, Director of Planning, Sustainability, 213-236-1835,
Ajise@scag.ca.gov

Subject: SCAG Sustainable Communities Program

RECOMMENDED ACTION FOR CEHD:

Recommend that the Regional Council approve the 2018 Sustainable Communities Program (SCP) Award Recommendations and authorize staff to initiate the projects.

RECOMMENDED ACTION FOR RC:

Approve 2018 Sustainable Communities Program (SCP) Award Recommendations and authorize staff to initiate the projects.

RECOMMENDED ACTION FOR EAC, EEC AND TC:

Receive and File.

STRATEGIC PLAN:

This item supports the following Strategic Plan Goal 1: Produce innovative solutions that improve the quality of life for Southern Californians. 4: Provide innovative information and value-added services to enhance member agencies' planning and operations and promote regional collaboration.

EXECUTIVE SUMMARY:

On September 6, 2018, the Regional Council approved the guidelines and scoring criteria for the 2018 Sustainable Communities Program (SCP). The SCP is a multi-year program designed to support and implement the policies and initiatives of the 2016 Regional Transportation Plan and Sustainable Communities Strategy (RTP/SCS) and continues the themes of the previous round of funded projects.

Upon Regional Council approval, staff released the SCP Call for Proposals and received a total of sixty-one (61) project proposals valued at approximately \$12 million dollars across all project categories and types by the December 14, 2018 deadline. An additional 19 projects requesting approximately \$15.5 million were submitted through the State Active Transportation Program (ATP), and these were considered as part of the SCP as well.

Staff has completed a ranking of proposals, and has identified forty-one (41) top ranked projects

for funding totaling approximately \$9 million dollars (see attached Active Transportation SCP and ATP project lists and Integrated Land-Use/Green Region project list). The funding recommendations align with the geographic equity targets established in the Regional Active Transportation Program guidelines and provide resources to all eligible applications submitted in the Integrated Land-Use and Green Region categories. Staff is seeking RC approval of award recommendations and authorization to begin contacting project sponsors in order to develop a program schedule and initiate projects.

BACKGROUND:Consolidated Call for Proposals

A consolidated SCP Call for Applications framework with associated guidelines and scoring criteria was developed by SCAG staff to help support innovative approaches for addressing and solving regional issues. The revised program identified specific project types that provide practical, relevant strategies for meeting SB 375 greenhouse gas (GHG) reduction targets and queue jurisdictions for future funding opportunities. This approach allows SCAG to maximize benefits from available resources within the restrictive conditions associated with funding sources. The SCP now defines nine (9) specific project types within three (3) project categories - Active Transportation, Integrated Land Use, and Green Region Initiative - that are eligible for funding or technical assistance. Any project that did not fit within one of these 9 specific project types was considered ineligible.

Rather than providing direct grants to jurisdictions, the SCP serves as a broad resource program and provides direct technical assistance to complete projects. Resources will be provided for:

- Active Transportation (AT) planning and non-infrastructure projects or programs that promote safety and encourage increased walking and biking.
- Integrated Land Use (ILU) projects will continue to focus on sustainable land use and transportation planning by providing support for agencies to establish vehicles miles traveled (VMT) baselines and thresholds for compliance with SB 743; strategies for parking pricing, reduction, and management; and planning for livable corridors and transit-oriented developments.
- Green Region Initiative (GRI) projects will provide local jurisdictions with assistance to develop heat island reduction strategies through urban greening and cool streets, and electric vehicle charging infrastructure planning.

Following the Regional Council's approval, on September 6, 2018, of the 2018 SCP guidelines and scoring criteria staff released a call for applications. By the deadline of December 14th, 2018, SCAG received a total of sixty-one (61) project proposals valued at approximately \$12M in funding across all project categories and types. An additional 19 projects requesting approximately \$15.5 million were submitted through the State Active Transportation Program, and these were considered through the SCP as well.

Evaluation Process

The evaluation process was documented in the program guidelines as follows: For AT projects, six (6) evaluation teams - one (1) per county - were established to review, score and rank applications submitted to the SCP. Each team was comprised of staff from the county transportation commissions and SCAG. Projects were ranked against other projects within their respective county, except as noted below. If a county transportation commission submitted a proposal for any of the project types, the application was reviewed and scored by SCAG staff only. Final award recommendations are based on application score and regional funding equity targets. In determining the final project list, SCAG considered both those applications submitted as part of the SCP and those submitted through the State Active Transportation Program (ATP) that were not funded at the State level.

For ILU/GRI projects five (5) evaluation teams, one (1) for each project type category, were established to review, score and rank applications submitted to the SCP. Each team was comprised of staff from partner agencies, stakeholder groups, and SCAG. Projects were ranked against other projects within their respective categories. Final award recommendations are based on application score and regional geographic equity.

Award Recommendations

Staff has completed a ranking of proposals, and is recommending forty-one (41) top ranked projects for funding totaling approximately \$9 million dollars. These highest-ranking proposals reflect stated SCP program goals, including but not limited to:

- Providing needed planning resources to local jurisdictions for sustainability planning efforts;
- Developing local plans that support the implementation of the 2016 Regional Transportation Plan/Sustainable Communities Strategy (RTP/SCS);
- Increasing the region’s competitiveness for federal and state funds, including but not limited to the California Active Transportation Program and Greenhouse Gas Reduction Funds;
- Promoting regional implementation of the goals, objectives and strategies of the 2016 RTP/SCS;
- Encouraging integrated concepts and producing plans that strategically identify resources for project implementation; and
- Promoting reliable and efficient mobility for people, goods, and services, while meeting the State’s GHG emission reduction goals.

Funding by Project Category	
Active Transportation	\$6,894,000
Green Region Initiatives	\$1,300,000
Integrated Land Use	\$950,000
Total	\$9,144,000

The funding recommendations align with the geographic equity targets established in the Regional Active Transportation Program guidelines and provide resources to all eligible applications submitted in the Integrated Land-Use and Green Region categories.

The attached SCP tables list the forty-one (41) projects recommended to be funded through the SCP and the total funding amount available within each project category. The majority of the projects will be administered by SCAG through the SCP. The individual project budgets will be determined through the scoping and procurement process; awards will not exceed \$250,000 for individual plans and \$500,000 for programs. As noted in Attachment A, four projects recommended to receive ATP funding will be administered by the applicant; the applicant will pursue funding allocation directly from the California Transportation Commission. All other SCP projects supported by ATP funding will be managed by SCAG. SCAG will receive and administer a single ATP grant included in the Regional ATP to support this work. Attachment B includes the full list of SCP projects to be funded by ATP as they will be reflected in the Regional ATP, which will be considered for adoption by the Transportation Committee and Regional Council in April. Attachment C lists the GRI and ILU projects awarded through the SCP.

Next Steps

Pending RC approval, staff will contact all top-ranking project applicants to discuss details of their award, define scopes of work, and develop RFPs. A project initiation schedule and expectations regarding period of performance will be determined by mid-June 2019, and will be based on project complexity, funding source, and SCAG staff capacity. Where applicable, staff will submit recommended projects to the funding partner, CTC, for approval; pursue allocation and finalize funding agreements.

FISCAL IMPACT:

Staff's work budget for the current fiscal year is included in FY 2018-19 OWP 065.00137.12 and OWP 275-4823.03. Additional funding is also anticipated to be available in FY 2019-20, pending approval of the FY 2019-20 OWP.

ATTACHMENT(S):

1. ATTACHMENT A: SCAG AT SCP project list
2. ATTACHMENT B: SCAG ATP funded project list
3. ATTACHMENT C: GRI-ILU-SCP Projects

SCP Project List

Applicant	County	Project Title	Project Type	Recommended Funding Source
Imperial County Transportation Commission	Imperial	Imperial County Regional Active Transportation Plan	Community-Wide/Area Plan	SB1
City of Calexico	Imperial	Redwood Avenue Promenade	Quick-Build	ATP
City of Long Beach	Los Angeles	South Street Complete Street	Quick-Build	ATP
City of Azusa	Los Angeles	City of Azusa: Pedestrian Master Plan	Community-Wide/Area Plan	SB1
City of Pasadena DOT	Los Angeles	Pedestrian Master Plan	Community-Wide/Area Plan	SB1
City of El Monte- Quick-Build	Los Angeles	Gateway to Downtown El Monte Complete Streets Demonstration	Quick-Build	ATP
Los Angeles County Department of Public Works*	Los Angeles	East LA Active Transportation Education and Encouragement Program	Non-Infrastructure	ATP
County of Los Angeles Department of Public Works	Los Angeles	Walnut Park North-South Corridor Study	Regional Corridors	SB1
City of Avalon	Los Angeles	City of Avalon Master Active Transportation Plan	Plan	SB1
City of El Monte	Los Angeles	El Monte Vision Zero Action Plan	Safety Strategic Plan	SB1
City of Palmdale	Los Angeles	Avenue Q from Sierra Highway to 20th Street East Complete Streets Project	Regional Corridors	SB1
City of Glendale Department of Public Works Engineering Division	Los Angeles	Brand Boulevard Complete Streets Demonstration Project	Quick-Build	ATP
City of Pasadena Department of Transportation	Los Angeles	Pasadena Allen Avenue Pedestrian Safety Enhancement	Quick-Build	ATP
City of Buena Park	Orange	City of Buena Park Comprehensive Active Transportation Plan	Community-Wide/Area Plan	SB1
Orange County Transportation Authority*	Orange	Safe Travels Education Program (STEP) Campaign	Non-Infrastructure	ATP
Riverside County Department of Public Health (Injury Prevention Services)*	Riverside	Riverside County SRTS Program, Desert Hot Springs	Non-Infrastructure	ATP
City of Cathedral City	Riverside	Cathedral City Active Transportation Plan (ATP)	Community-Wide/Area Plan	SB1
San Bernardino Association of Governments*	San Bernardino	San Bernardino County SRTS Program	Non-Infrastructure	ATP
Omnitrans	San Bernardino	Omnitrans Safety Strategic Plan	Safety Strategic Plan	SB1
City of Ojai	Ventura	Ojai Maricopa Highway Transformation Demonstration	Quick-Build	ATP

*Project was submitted through the ATP and will be administered by the sponsoring agency.

ATP Funded Project List

Applicant	County	Project Title	Total Project Cost	Funded Amount	Project Type	Recommended Funding Source
Los Angeles County Department of Public Works*	Los Angeles	East LA Active Transportation Education and Encouragement Program	\$747	\$500	Non-Infrastructure	ATP
Orange County Transportation Authority*	Orange	Safe Travels Education Program (STEP) Campaign	\$500	\$500	Non-Infrastructure	ATP
Riverside County Department of Public Health (Injury Prevention Services)*	Riverside	Riverside County SRTS Program, Desert Hot Springs	\$610	\$500	Non-Infrastructure	ATP
San Bernardino Association of Governments*	San Bernardino	San Bernardino County SRTS Program	\$1,053	\$500	Non-Infrastructure	ATP
Southern California Association of Governments (SCAG)**	Various	SCAG 2019 Local Demonstration Initiative	\$2,599	\$2,599	Non-Infrastructure	ATP

*Project was submitted through the ATP and will be administered by the sponsoring agency.

** Project includes six SCAG quick-build projects. Total cost includes SCAG 5% administrative fee and Go Human campaign support.

SCP Project List

Project	Jurisdiction	County
EV Readiness Plans		
<i>Fast Charging Network Strategies</i>		
	Anaheim	Orange
	Culver City	Los Angeles
	Long Beach	Los Angeles
	Los Angeles	Los Angeles
<i>Initial PEV Readiness Planning</i>		
	Artesia	Los Angeles
	Baldwin Park	Los Angeles
	Pico Rivera	Los Angeles
	Redlands	San Bernardino
<i>San Gabriel Valley Region Cities</i>		
	San Dimas (& 7 Cities)	Los Angeles
	Glendora	Los Angeles
	Rosemead	Los Angeles
Livable Corridor Plans		
	Fullerton	Orange
	Yucaipa	San Bernardino
Parking Management Plans		
	Beaumont	Riverside
	San Fernando	Los Angeles
SB743 Implementation Studies		
	SBCTA	San Bernardino
	Los Angeles	Los Angeles
	Temecula	Riverside
Urban Heat Island Reduction Studies		
	Long Beach	Los Angeles
	Pasadena (x2)	Los Angeles



Southern California Association of Governments
900 Wilshire Boulevard, Suite 1700, Los Angeles, California 90017
March 7, 2019

To: Regional Council (RC)

INTERIM
EXECUTIVE DIRECTOR'S
APPROVAL

From: Kome Ajise, Director of Planning, Planning Division, 213-236-1835, Ajise@scag.ca.gov

Subject: Regional Target Setting 2019

Recommended Action:

Receive and File

STRATEGIC PLAN:

This item supports the following Strategic Plan Goal 1: Produce innovative solutions that improve the quality of life for Southern Californians.

EXECUTIVE SUMMARY:

On February 7, 2019, the Transportation Committee approved the calendar year 2019 regional transportation safety targets for transmitting regional targets to Caltrans. The Regional safety targets are supportive of the adopted statewide targets. By way of background, the Federal Highway Administration (FHWA) issued a Final Rule, effective April 14, 2016, to establish performance measures for state departments of transportation (DOTs) to carry out the Highway Safety Improvement Program (HSIP) as required by the Moving Ahead for Progress in the 21st Century Act (MAP-21). The Final Rule calls for State DOTs, working with Metropolitan Planning Organizations (MPOs), to establish targets for reducing the numbers and rates of transportation fatalities and serious injuries. The California Department of Transportation (Caltrans) established vision-based statewide safety targets in August 2018 for the calendar year 2019. SCAG has until February 27, 2019 to establish regional safety targets. Calendar year 2019 is the second year for which Safety targets are being established pursuant to the new requirements under MAP-21. SCAG has the option to agree to support the statewide targets, establish numerical targets specific to the region, or use a combination of both. SCAG staff recommend supporting the statewide targets and adopting SCAG-specific targets based on Caltrans' target setting methodology as we did for the calendar year 2018. This recommendation would allow SCAG to more accurately monitor its performance in relation to the State's targets going forward. Because targets will be updated annually, SCAG will have the opportunity to revisit and update its targets each calendar year.

BACKGROUND:

Safety Performance Management Measures Final Rule

FHWA issued the National Performance Management Measures: Safety Performance Management Measures Final Rule, effective April 14, 2016, to establish performance measures for State departments of transportation (DOTs) to carry out the Highway Safety Improvement Program (HSIP). State DOTs and Metropolitan Planning Organizations (MPOs) will be expected to use the

information and data generated as a result of the new regulations to inform their transportation planning and programming decision-making and link investments to performance outcomes. In particular, FHWA expects that the new performance measures will help State DOTs and MPOs make investment decisions that will result in the greatest possible reduction in fatalities and serious injuries. The Final Rule is aligned with California Department of Transportation's (Caltrans) support of Toward Zero Deaths (TZD) (similar to Vision Zero), which has also been adopted by many State DOTs and municipalities (e.g., Los Angeles).

The Final Rule calls for State DOTs, working with MPOs, to assess fatalities and serious injuries on all public roads, regardless of ownership or functional classification. Specifically, the Final Rule establishes the following five performance measures for five-year rolling averages for:

- Number of Fatalities;
- Rate of Fatalities per 100 million Vehicle Miles Traveled (VMT);
- Number of Serious Injuries;
- Rate of Serious Injuries per 100 million VMT; and
- Number of Non-motorized Fatalities and Non-motorized Serious Injuries.

The Final Rule also establishes the process for DOTs and MPOs to establish and report their safety targets, and the process that FHWA will use to assess whether State DOTs have met or made significant progress toward meeting their safety targets.

Caltrans is required to establish statewide targets on an annual basis, beginning August 2018 for calendar year 2019 targets. SCAG is required to establish targets for the same five safety performance measures up to 180 days after Caltrans establishes the statewide targets (i.e., February 27 each year). Calendar year 2019 is the second year for which Safety targets are being established pursuant to the new requirements under MAP-21. SCAG has the option to agree to support the statewide targets, establish numerical targets specific to the SCAG region, or use a combination of both. SCAG supported statewide targets and adopted SCAG specific targets based on Caltrans' target setting methodology for the calendar year 2018. SCAG must provide regular updates on its progress towards achieving these targets, including within the Regional Transportation Plan/Sustainable Communities Strategy and the Federal Transportation Improvement Program.

FHWA will consider whether Caltrans has met or made significant progress toward meeting its safety targets when at least four of the five targets are met or the outcome for the performance measure is better than the baseline performance the year prior to the target year. The met or made significant progress determination only applies to State DOT targets, not MPOs. However, as part of oversight of the planning process, FHWA will review how MPOs such as SCAG are addressing their targets or assisting the state in addressing its targets during Transportation Management Area (TMA) Certification Reviews, when FHWA reviews the Transportation Improvement Programs (TIPs) and State Transportation Improvement Programs (STIPs). FHWA will also review how MPO targets are achieved during the Federal Planning Finding associated with the approval of the STIP. If California does not meet its targets, a State Implementation Plan will have to be developed to meet its targets, and whatever flexibility there is in using HSIP

funds will be gone. Also, if California is not meeting the requirements, greater coordination of Caltrans and MPO safety activities will likely have to occur.

Target Setting Approaches

There are two main types of target setting, vision-based target setting and evidence-based target setting. When developing aspirational, vision-based targets, agencies use the term “target” to refer to a long-term vision for future performance, their ultimate goal. Many transportation agencies are setting vision-based targets for zero fatalities (e.g., Vision Zero or TZD) and for progress towards this vision (e.g., reduce fatalities by one-half within 20 years). Evidence-based targets take a more narrow approach to target setting – focused specifically on what can be achieved within the context of a set of investments, policies, and strategies defined within an implementation plan and subject to a shorter timeframe (e.g., five to ten years). While these two approaches are distinct, they are not necessarily in conflict. A vision-based target is useful for galvanizing support around a planning effort and for ensuring successful strategies are considered and/or implemented while keeping the focus on a clear goal. Evidence-based targets promote accountability. Being able to demonstrate the benefits of different levels of investment in safety can help strengthen understanding of the implications of investment decisions. Many agencies choose to adopt interim hard targets based on a broader vision (e.g., TZD).

Caltrans’ Statewide Safety Targets

Caltrans used a vision-based approach to establish the calendar year 2019 statewide safety targets. The approach is similar to the previous year with minor change in forecasting the fatalities and serious injuries. For the year 2018, for the fatality and serious injury targets, the methodology the State used was to identify existing trends through 2016, forecast performance for 2017, and then estimate annual targets for 2018 using annual vision-based goals. The number and rate of fatalities targets reflect the State’s TZD goal for zero traffic fatalities by 2030 with 7.69 percent reduction every year. The number and rate of serious injuries targets correspond to the targets identified within the current Strategic Highway Safety Plan (SHSP), a 1.5 percent annual reduction. For the year 2019, the rate of 3 percent decrease is applied to fatalities, 1.5 percent for serious injuries. Similarly, for non-motorized fatalities, a 3 percent decrease rate is applied and 1.5 percent rate of decrease is applied to serious injuries. The decrease in fatalities, serious injuries and non-motorized fatalities and serious injuries is applied from year 2016 rather than 2017. The percentage decreases are carried forward for the future years. The statewide targets for calendar year 2019, all of which reflect five-year rolling averages, are as follows:

- Number of Fatalities: 3445.4
- Rate of Fatalities per 100 million VMT: 0.995
- Number of Serious Injuries: 12688.1
- Rate of Serious Injuries per 100 million VMT: 3.661
- Number of Non-motorized Fatalities and Non-motorized Serious Injuries: 3949.8

For additional details regarding the State’s target setting methodology, please review Attachment 1: Summary Overview of Target Setting Methodology for 2019.

Regional Safety Targets

SCAG staff solicited feedback from SCAG's Regional Planning Working Group regarding target setting approaches. Many expressed support for adopting an overarching vision-based goal or target (e.g., TZD) supported by near-term evidence-based targets. This feedback is consistent with safety target setting literature, which reports that the most commonly documented safety target setting approach is to establish a top-down visionary target and track success using interim, hard targets. Stakeholders recommended that SCAG support the statewide targets, recognizing the limits of SCAG's ability to forecast future trends and considering the agency's ability to motivate reductions when compared to a county transportation commission or local jurisdiction.

Target Setting Evaluation

In order to evaluate potential targets, SCAG staff took the following steps: (1) estimate the existing trends to determine where we are now, (2) determine what external factors will impact the target in order to forecast future trends, and (3) estimate targets based on forecasted fatality reductions from safety plans. SCAG's efforts related to each of these steps is detailed below.

(1) Regional Existing Conditions

SCAG staff developed an existing conditions report that analyzed the region's roadway collision data, patterns, and trends. In summary, on average, 1,500 people were killed, 5400 were seriously injured, and 136,000 were injured in traffic collisions in Southern California in the year 2017. These collisions are happening in every community in the region, from El Centro in Imperial County to Malibu in Los Angeles County. They are happening to people from all walks of life, to those who drive and disproportionately, to those who walk and bike. SCAG experienced a period of annual declines in traffic-related fatalities and serious injuries until 2012 when they began to steadily rise, though they have not risen to their previous peaks.

(2) Influence of External Factors

Collisions and collision severity are impacted by many factors, some of which are not under the direct control of transportation agencies, such as vehicle safety features, weather, and the state of the economy. Some research suggests that in California, 70 percent of the collision variation can be taken into account from only considering the unemployment rate and per capital Gross Domestic Product (GDP) growth for California for the years 1998 to 2015.¹ Other external factors to consider include: continued population growth; demographic changes (e.g., increasing share of older adults, Millennial transport preferences); the changing mode mix on the roadways; mobility innovations; changing drug laws; and the availability of funding for safety-related projects and programs, among others.

¹ National Cooperative Highway Research Project 17-67, "Identification of Factors Contributing to the Decline of Fatalities in the United States"

(3) Estimating Targets based on Forecasted Fatality Reductions from Safety Plans

Though there are clearly many external factors, SCAG recognizes that there are many actions agencies can take to influence the numbers and rates of fatalities and serious injuries, including engineering our roadways better, conducting targeted education and enforcement, and ongoing evaluation. Also, we are undoubtedly in a better position to take actions that can have impact when we have a firm handle on our existing conditions. SCAG’s 2016 Regional Transportation Plan/Sustainable Communities Strategy (2016 RTP/SCS) prioritizes ensuring the safety and mobility of the region’s residents, including drivers and passengers, transit riders, pedestrians, and bicyclists. The Plan’s Safety and Security Appendix provides a framework, largely grounded in the State’s Strategic Highway Safety Plan that can help member agencies interested in pursuing safety initiatives and strategies at the local level.

At this time, SCAG does not have modeling software that can forecast collisions and safety numbers. However, SCAG staff are interested in exploring whether such a model is available or can be developed that takes into account a variety of inputs including proposed transportation projects, land uses, population growth, VMT growth, roadway types, and the density of intersections, for example. In the absence of modeling, SCAG staff applied the State’s methodology to the region. As reflected in the table below, 3 percent reduction is applied to fatalities and 1.5 percent reduction is applied to serious injuries in year 2017 from 2016. The percentage decrease is carried over in the future years.

Forecasted Reductions				
	Single Yr	**Baseline 5-Year Rolling average	State methodology applied (5 Year Rolling Average)	Caltrans Targets 2019
Measure	***2017	2016	2019 Prediction	2019 Prediction
Number of Fatalities	1505	1403	1467	3445.4
Rate of Fatalities per 100 M VMT	0.906	0.880	0.895	0.995
Number of Serious Injuries	6386	5044	5552	12688.1
Rate of Serious Injuries per 100 M VMT	3.843	3.162	3.366	3.661
Total Number of Non-motorized	2118	2046.4	2133	3949.8
* In all cases, referring to victims, not collisions **2016 data was updated after establishing targets for 2018 so updated data is used to establish targets for 2019 ***2017 Numbers are preliminary				

Target Setting Recommendation

As previously mentioned, SCAG has the option to agree to support the statewide targets, establish numerical targets specific to our region, or use a combination of both. Based on the issues outlined earlier—that is, the considerable influence of external factors such as the economy, SCAG’s need to work more with stakeholders to develop a more detailed regional safety plan, and SCAG’s current inability to accurately forecast safety numbers using a model—SCAG staff recommends supporting the overall statewide targets and adopting SCAG-specific targets based on Caltrans’ target setting methodology (noted in the table above). This recommendation allows SCAG to establish numerical targets specific to the region that are consistent with and supportive of the statewide targets, and it allows SCAG to more accurately monitor its performance in relation to the State’s targets going forward. Because targets will be updated annually, SCAG will have the opportunity to revisit and update its targets each calendar year.

Timeline and Next Steps

On February 7, 2019, the Transportation Committee approved the calendar year 2019 regional transportation safety targets for transmitting regional targets to Caltrans. SCAG had until February 27, 2019 to finalize its regional targets. Once the regional targets are established, SCAG anticipates working with stakeholders to develop regional safety strategies that could be incorporated into the 2020 RTP/SCS.

FISCAL IMPACT:

Funding for staff work on this issue is included in FY18/19 OWP Task 19-010.00170.08.

ATTACHMENT(S):

1. Summary Overview of Target Setting Methodology
2. PowerPoint Presentation - Regional Safety Targets

Summary Overview of Target Setting Methodology for 2019

August 17, 2018

Division of Traffic Operations

California Department of Transportation

Federal Moving Ahead for Progress in the 21st Century Act (MAP-21) and subsequent federal rulemaking established five performance measures related to safety. These performance measures fall under Performance Management 1 (PM1): Highway Safety Improvement Program (HSIP) and Safety Performance Measures. Federal regulations require the states to establish and report annual safety performance measure targets (SPMT) related to each of the five performance measures by August 31 of each year. Three of the five targets must be set by July 1 of each year in collaboration with the Office of Traffic Safety (OTS).

On March 13, 2018, in a meeting with representatives of various Metropolitan Planning Organizations (MPOs), the California Department of Transportation (Caltrans) presented four possible scenarios for setting the 2019 SPMTs for California (Attachment 1: SPT CA presentationPM1_JLE.pptx). These four possible scenarios were to estimate the number of fatalities and serious injuries for motorized and non-motorized traffic for years 2016 to 2020. The estimates were based on: (1) a trend line, (2) a flat line, (3) match the reduction objectives set in the California Strategic Highway Safety Plan (SHSP) (2015 – 2019), and (4) targeting zero fatalities by 2030. It was necessary to provide estimates for the years from 2017 to 2020 since the year 2016 was the last year when the number of fatalities from Fatality Analysis Reporting System (FARS) and the number of serious injuries from the Statewide Integrated Traffic Records System (SWITRS) were finalized.

In general, there are three safety performance targeting setting steps. The first step determines where we are now with fatalities and serious injuries based on the years of reliable data available. The second step estimates the future year numbers where reliable data is not available. The third step estimates fatality and serious injury five-year rolling average for targets.

For the 2019 SPMTs, the decision was made, in conjunction with the Office of Traffic Safety (OTS) and based on comments received from some MPOs, to select Scenario 3 because it is the only scenario that ties fatality and serious injury reductions to a coordinated statewide safety plan (i.e. SHSP). Changes have been made to the Scenario 3 so that the rate of decreases in fatalities (3 percent) and serious injuries (1.5 percent) as identified in the SHSP occur from the year 2016 rather than 2017 (as stated in the presentation on March 13, 2018). For example, in the March 13, 2018, presentation, the estimated increase in the number of fatalities is 14 percent from 2016 for the year 2017 and then it starts going down to match the SHSP reduction percentages. It is also important to note that the National Highway Traffic Safety Administration (NHTSA) has updated the 2015 FARS data from California since the March 13th presentation and the serious injury numbers have also been updated from the California Highway Patrol, which manages SWITRS. In Attachment 2 (SPT_CA_PM1(2019)v2.pptx), the year 2017 shows a 3 percent decrease in the number of fatalities and a 1.5 percent decrease in the number of serious injuries from 2016. These percentages of decrease are carried forward in future years.

PM1 - Summary Overview of Target Setting Methodology for 2019

The five SPMTs as shown in Attachment 2 (SPT_CA_PM1(2019)v2.pptx) provide a methodological overview.

- The Number of Fatalities (Slide 3): This safety performance target is one of the three that are done in coordination with OTS. The last available year with finalized data is 2016 from FARS. From 2016 to 2020 a reduction of 3 percent is applied to these years. The same reduction of approximately 108 fatalities is applied in a straight line fashion. The five-year rolling average in 2019 is **3445.4**.
- The Fatality Rate (Slide 5). The fatality rate is annual number of fatalities divided by 100 million vehicle miles traveled. From 2016 to 2020, the Average Annual Daily Traffic (AADT) volumes are increased one percent per year. This safety target is also done in conjunction OTS. The five-year rolling average is **0.995**.
- The Number of Serious Injuries (Slide 6). From 2016 to 2020 a 1.5 percent reduction is applied to each year. As with the number of fatalities a constant value of approximately 198 serious injuries is applied to these years in a straight line fashion. This target is also done in coordination with OTS. The five-year rolling average is **12,688.1**
- The Serious Injury Rate (Slide 7). As with the number of fatalities, the AADT is increased one percent per year. The five-year rolling average is **3.661**.
- Non-Motorized (Pedestrians and Bicyclists) (Slide 8): This target is the addition of fatalities and serious injuries for non-motorized traffic (bicyclists and pedestrians). A reduction (in a straight line fashion) is applied to each year from 2016 to 2020. For fatalities the reduction is 3 percent and for serious injuries the reduction is 1.5 percent. The five-year rolling average is **3949.8**.

Caltrans is proposing to submit the above 2019 SPMTs to the Federal Highway Administration by August 31, 2019.

Attachments:

1. SPT CA presentationPM1_JLE.pptx
2. SPT_CA_PM1(2019).pptx

Regional Safety Targets 2019

Transportation Committee

Hina Chanchlani
Assistant Regional Planner
February 7, 2019



Safety Performance Management Final Rule



- Effective April 14, 2016
- Statutory authority under MAP-21 (49 USC 490)
- Establishes 5 safety performance measures
 - Number of Fatalities (Victims)
 - Rate of Fatalities (victims) per 100 million VMT
 - Number of Serious Injuries (Victims)
 - Rate of Serious Injuries (victims) per 100 million VMT
 - Number of Non-motorized Fatalities and Non-motorized Serious Injuries (Victims)
- 5-Year Rolling Averages

MPO Targets



- Must establish safety targets within 180 days after the State establishes targets (Feb. 27, 2019)
- Can support State targets, establish numerical targets specific to the region, or use a combination of both
- MPO reporting progress to the State still TBD, but will include reporting in RTP/SCS and FTIP

Safety Target Evaluation



- A State DOT is determined to have met or made significant progress toward meeting its targets when at least four of the five established performance targets...
 - a) are met
 - or --
 - b) the outcome for a performance measure is less than the five-year rolling average data for the performance measure for the year prior to the establishment of the State's target

Safety Target Evaluation



- Requirements if State did not meet or make significant progress toward meeting targets:
 - Use obligation authority equal to the HSIP apportionment for the prior year only for highway safety improvement projects, and
 - Submit an HSIP Implementation Plan
- States notified of target achievement by the end of March following the year data becomes available (March 2020 for CY 2018)

Target Setting Evaluation: External Factors



- State of the economy can have a dramatic impact
- Continued population growth
- Changing demographics (e.g., older adults, Millennials)
- Change in the mode mix on roadways
- Effect of the region's active transportation initiatives
- Availability of funding
- Capacity of MPO to motivate reductions compared to implementing agencies (e.g., county transportation commissions and local jurisdictions)

Regional Targets - Forecasts



- A simple trend line based on data from 2001–2016 data
- A simple trend line projection based on 5-year rolling averages from 2005 to 2016
- The average percentage decline from 2001 to 2016 (for annual and 5-year rolling averages)
- Applying the state's methodology to the region

California's Safety Targets



- Vision based, consistent with TZD, SHSP and SMP
 - Number of fatalities : 3445.4 (3% reduction)
 - Rate of Fatalities per 100 million VMT: 0.995 (3% reduction)
 - Number of Serious Injuries: 12688.1 (1.5% reduction)
 - Rate of Serious Injuries per 100 million VMT: 3.661 (1.5% reduction)
 - Number of Non-motorized Fatalities and Non-motorized Serious Injuries: 3949.8

Regional Targets - Forecasts



- Vision based, consistent with TZD, SHSP and SMP

Forecasted Reductions

	***Single Yr	**Baseline 5-Year Rolling average	State methodology applied (5 Year Rolling Average)	Caltrans Targets 2019
<u>Measure</u>	<u>2017</u>	<u>2016</u>	<u>2019 Prediction</u>	<u>2019 Prediction</u>
Number of Fatalities	1505	1403	1467	3445.4
Rate of Fatalities per 100 M VMT	0.906	0.880	0.895	0.995
Number of Serious Injuries	6386	5044	5552	12688.1
Rate of Serious Injuries per 100 M VMT	3.843	3.162	3.366	3.661
Total Number of Non motorized fatalities and serious injuries	2118	2046.4	2133	3949.8

- In all cases, referring to victims, not collisions
- **2016 data was updated after establishing targets for 2018 so updated data is used to establish targets for 2019
- *** 2017 numbers are preliminary from SWITRS

Save the Date



- Leadership Safety Symposium
May 1, 2019
In coordination with SCAG's Annual General Assembly
- Sub-Regional Safety Workshops & Webinars
Summer 2019



Attachment: PowerPoint Presentation - Regional Safety Targets (Regional Target Setting 2019)

Thank you

Hina Chanchlani
chanchlani@scag.ca.gov
213-236-1829





Southern California Association of Governments
900 Wilshire Boulevard, Suite 1700, Los Angeles, California 90017
March 7, 2019

To: Executive/Administration Committee (EAC)
Regional Council (RC)
From: Art Yoon, Director of Policy and Public Affairs, Legislation,
(213) 236-1840, ArtYoon@scag.ca.gov
Subject: March State and Federal Legislative Monthly Update

INTERIM
EXECUTIVE DIRECTOR'S
APPROVAL

RECOMMENDED ACTION:

Receive and File

STRATEGIC PLAN:

This item supports the following Strategic Plan Goal 2: Advance Southern California’s policy interests and planning priorities through regional, statewide, and national engagement and advocacy.

STATE

GOVERNOR NEWSOM DELIVERS FIRST STATE OF THE STATE ADDRESS

On Tuesday, February 12, 2019, Governor Newsom delivered his first State of the State Address before a joint session of the California Legislature. While the Governor spoke about various issues, the following have a nexus to SCAG and its core principles and priorities:

High-Speed Rail

The Governor’s comments over the future of California’s High-Speed Rail project garnered the most media attention. Governor Newsom stated that the project, as currently planned, was too expensive. Specifically, the Governor stated that he didn’t see “a path to get from Sacramento to San Diego, let alone from San Francisco to L.A. [Los Angeles].” However, the Governor expressed that he was not abandoning the project all together; he would focus on completing the project that would link the cities of Merced and Bakersfield in the Central Valley.

Furthermore, the Governor made remarks on increasing transparency measures for the project and announcing Lenny Mendonca as the next chair of the High-Speed Rail Authority. Mendonca currently serves as the Governor’s Economic Development Director.

Homelessness

Governor Newsom announced that he would be appointing a new Commission on Homelessness & Supportive Housing, led by Sacramento Mayor Darrell Steinberg. The Governor also reiterated his commitment to spend \$600 million on homelessness care.

Housing

Regarding the state's housing crisis, Governor Newsom signaled his intention to meet with the 47 jurisdictions whose housing plans are out of compliance with state law. This meeting took place on Tuesday, February 19, 2019, at Long Beach City College. News reports indicate that only 20 of the 47 communities were in attendance, but the Governor stated that a second meeting was planned to include more cities.

The Governor also expressed support for an expedited review process under the California Environmental Quality Act (CEQA) to accelerate housing production.

SCAG'S 2019 LEGISLATIVE SUMMIT IN SACRAMENTO

SCAG recently completed its 2019 Legislative Summit in Sacramento, which took place February 12-13, 2019. A delegation composed of a dozen Regional Council members met with 25 state legislators and staff persons from 12 other legislative offices on Wednesday. Some of the meetings held were with the following legislators:

- Assembly Member David Chiu, Chairman of the Assembly Committee on Housing and Community Development
- Assembly Member Eduardo Garcia, Chairman of the Assembly Committee on Water, Parks, and Wildlife
- Assembly Member Jim Frazier, Chairman of the Assembly Committee on Transportation
- Senator Holly Mitchell, Chairwoman of the Senate Committee on Budget and Fiscal Review
- Senator Jim Beall, Chairman of the Senate Committee on Transportation

The SCAG delegation also heard from Senator Scott Wiener, Chairman of the Senate Committee on Housing, and Assembly Members Laura Friedman and Sharon Quirk-Silva during a dinner conversation on February 12, 2019.

Lastly, the delegation heard remarks from Keely Bosler, Director of the California Department of Finance, as well as Assembly Member Sydney Kamlager-Dove during a working breakfast on February 13, before heading to the Capitol for a full day of meetings.

FEDERAL

FISCAL YEAR (FY) 2019 OMNIBUS PACKAGE SIGNED BY THE PRESIDENT

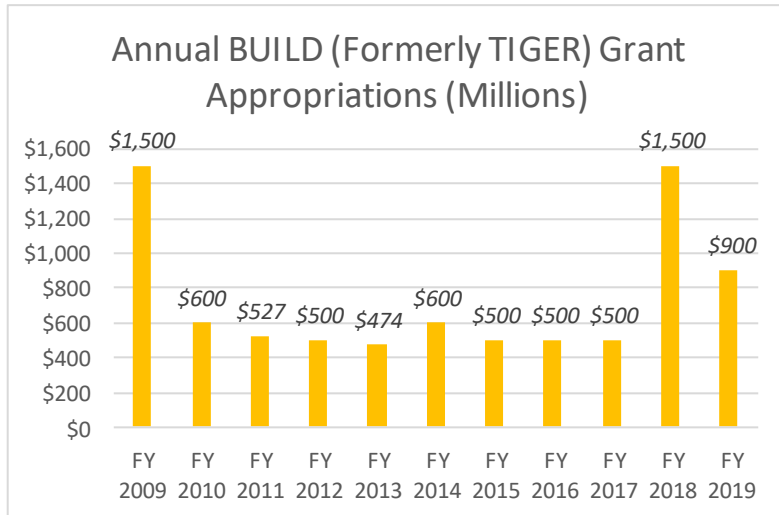
On Friday, February 15, 2019, President Trump signed H.J. Res. 31, the "Consolidated Appropriations Act, 2019," which funded a number of federal agencies through September 30, 2019. The measure passed the Senate by a vote of 83-16, and the House of Representatives by a vote of 300-128.

Discretionary spending authority for the Departments of Agriculture; Commerce, Justice, Science; Financial Services and General Government; Homeland Security; Interior, Environment; State, Foreign Operations; and Transportation, Housing and Urban Development (THUD) were scheduled to run out at midnight on February 15. Failure to sign H.J. Res. 31, or a continuing resolution, would have led to another partial federal government shutdown.

Transportation, Housing and Urban Development (THUD)

The THUD appropriation of the spending measure contains \$71.079 billion in discretionary budget authority, which is slightly more than FY 18 (\$70.3 billion).

The Better Utilizing Investments to Leverage Development (BUILD) Grant Program, formerly known as the TIGER Grant Program, is funded at \$900 million. This amount is \$600 million less than the \$1.5 billion enacted in FY 18, but is still more than the average of \$500 million that the TIGER Grant Program received in recent years. The measure also directs a 50-50 split between urban and rural projects.



The Federal Highway Administration’s (FHWA) total budgetary resources is \$49.257 billion. Of that, obligation limitations for FHWA contract authority is set at \$45.269 billion. An additional \$3.250 billion is provided in supplementary general funds. The Federal Transit Administration (FTA) is funded at \$13.4 billion, which is \$67 million less than FY 18 enacted level. Within this amount, Capital Investment Grants are funded at \$2.6 billion, sufficient to fund all signed Full Funding Grant Agreements and continue to work on projects in the development pipeline. Transit Infrastructure Grants are funded at \$700 million to improve and modernize transit infrastructure. The Community Development Block Grant Program (CDBG) under the Department of Housing and Urban Development (HUD) is funded at \$3.3 billion.



Southern California Association of Governments
900 Wilshire Boulevard, Suite 1700, Los Angeles, California 90017
March 7, 2019

To: Executive/Administration Committee (EAC)
Regional Council (RC)
From: Basil Panas, Chief Financial Officer, Finance, 213-236-1817,
panas@scag.ca.gov
Subject: Purchase Orders more than \$5,000 but less than \$200,000;
Contracts more than \$25,000 but less than \$200,000; and
Amendments \$5,000 but less than \$75,000

INTERIM
EXECUTIVE DIRECTOR'S
APPROVAL

[Handwritten signature]

RECOMMENDED ACTION:

For Information Only - No Action Required

STRATEGIC PLAN:

This item supports the following Strategic Plan Goal 7: Secure funding to support agency priorities to effectively and efficiently deliver work products.

BACKGROUND:

SCAG executed the following Purchase Orders (PO's) more than \$5,000 but less than \$200,000

Table with 3 columns: Vendor, PO Purpose, PO Amount. Rows include The LA Hotel Downtown, Mobility 21, and Mileage-Based User Fee Alliance (MBUFA).

SCAG executed the following Contract more than \$25,000 but less than \$200,000

Table with 3 columns: Consultant/Contract #, Contract's Purpose, Contract Amount. Row shows N/A for all fields.

SCAG executed the Amendment more than \$5,000 but less than \$75,000

Table with 3 columns: Consultant/Contract #, Amendment's Purpose, Amendment Amount. Rows include KOA Corporation and Civilian, Inc.



SCAG executed the following Contract more than \$25,000 but less than \$200,000

<u>Consultant/Contract #</u>	<u>Contract's Purpose</u>	<u>Contract Amount</u>
(18-004-C01)	Traffic Safety Grant, Mobile Source Air Pollution Reduction Review Committee, and General Fund (Bird Sponsorship) that funds this project, this amendment provides an additional advertising campaign which specifically helps extend the <i>Go Human</i> messaging to include new mobility options. This amendment also increases the contract value from \$1,205,633 to \$1,261,169 and extends the contract term from September 30, 2018 to December 31, 2018.	

ATTACHMENT(S):

1. Consultant 18-020-C01 Summary
2. Contract 18-004-C01 Summary

CONTRACT 18-020-C01 AMENDMENT 2

Consultant: KOA Corporation

Background & Scope of Work: On July 5, 2018, SCAG awarded Contract 18-020-C01 to KOA Corporation to plan and implement four (4) Go Human Open Streets and Safety Demonstration Projects primarily in the Inland Empire as a strategy for communities to educate residents and stakeholders on active transportation safety and encouragement and showcase innovative design treatments.

This amendment adds a demonstration event for the Los Angeles Department of Transportation (LADOT) Safe Routes to School (SRTS) program. This amendment also increases the contract value from \$344,407 to \$404,359 and extends the contract term from February 28, 2019 to December 31, 2019.

Project's Benefits & Key Deliverables: The project's benefits and key deliverables include, but are not limited to:

- This project provides opportunities where residents can experience walking and biking in a safe, low-stress and festive environment;
- This project engages communities and builds support for the development and/or implementation of bike and pedestrian plans/projects;
- This project educates participants on the benefits and strategies for incorporating active transportation into their daily activities;
- This project generates media coverage through social and traditional media outlets to educate the broader community on the benefits of active transportation and inspires a vision for a more walkable/bikable region;
- This project facilitates the development and implementation of active transportation infrastructure and programs.

Strategic Plan: This item supports SCAG's Strategic Plan Goal 1: Produce innovative solutions that improve the quality of life for Southern Californians.

Amendment Amount:	Amendment 2	\$59,952
	Amendment 1	\$8,608
	Original contract value	<u>\$335,799</u>
	Total contract value is not to exceed	\$404,359

This amendment does not exceed \$75,000 or 30% of the contract's original value. Therefore, in accordance with the SCAG Procurement Manual (dated 12/01/16) Section 8.3, it does not require the Regional Council's approval.

Contract Period: June 5, 2018 through December 31, 2019

Project Number: 225-3564U2.10 \$59,952
 Funding source: Mobile Source Air Pollution Reduction Review Committee (MSRC)

Funding of \$59,952 is available in the FY 2018-19 budget.

Basis for the Amendment: The Consultant shall work with LADOT consultants (KOA and Nelson/Nygaard) to develop a site selection methodology to identify 3-6 school sites and event dates to host demonstration events as part of the Top 50 Schools Project. This

Attachment: Consultant 18-020-C01 Summary (Purchase Orders more than \$5,000 but less than \$200,000; Contracts more than \$25,000 but less

amendment allows for project and consultant team alignment, as well as an extension of existing efforts in conjunction with the safety demonstration materials.

CONTRACT 18-004-C01 AMENDMENT 01

Consultant: Civilian, Inc.

Background & Scope of Work: On January 8, 2018, SCAG awarded Contract 18-004-C01 to Civilian to develop and implement a media campaign to support *Go Human*, a comprehensive Regional Active Transportation Safety and Encouragement Campaign (Campaign) to reduce vehicle versus pedestrian and bicycle collisions, while increasing levels of walking and biking in Southern California.

Consistent with the requirements of the Office of Traffic Safety Grant, Mobile Source Air Pollution Reduction Review Committee, and General Fund (Bird Sponsorship) that funds this project, this amendment provides an additional advertising campaign which specifically helps extend the *Go Human* messaging to include new mobility options. This amendment also increases the contract value from \$1,205,633 to \$1,261,169 and extends the contract term from September 30, 2018 to December 31, 2018.

Project's Benefits & Key Deliverables: The project's benefits and key deliverables include, but are not limited to:

- An implementation plan and advertising strategy;
- Focus groups/interviews with a Summary Report of Feedback;
- Radio advertisements and advertisements through billboards, posters, online advertising, social media, digital and transit advertising;
- Media placements; and
- Advertising strategy and campaign evaluation.

Strategic Plan: This item supports SCAG's Strategic Plan Goal 6: Deploy strategic communications to further agency priorities and foster public understanding of long-range regional planning.

Amendment	Amendment 1	\$55,536
Amount:	Original contract value	<u>\$1,205,633</u>
	Total contract value is not to exceed	\$1,261,169

This amendment does not exceed \$75,000 or 30% of the contract's original value. Therefore, in accordance with the SCAG Procurement Manual (dated 12/01/16) Section 8.3, it does not require the Regional Council's approval.

Contract Period: January 8, 2018 through December 31, 2018

Project Number: 800-0160.20 \$55,536
Funding source: General Fund (Bird Sponsorship)

Basis for the Amendment: SCAG received sponsorship funding from Bird Rides, Inc. (Bird) to expand the *Go Human* campaign to include graphics for new mobility options, specifically for additional graphic design work and advertising buy. By introducing scooter graphics to the *Go Human* campaign, SCAG is being responsive to mobility advancements in many of its member jurisdictions and further improving traffic safety.

Attachment: Contract 18-004-C01 Summary (Purchase Orders more than \$5,000 but less than \$200,000; Contracts more than \$25,000 but less



Southern California Association of Governments
900 Wilshire Boulevard, Suite 1700, Los Angeles, California 90017
March 7, 2019

To: Executive/Administration Committee (EAC)
Regional Council (RC)
From: Basil Panas, Chief Financial Officer, Finance, 213-236-1817,
panas@scag.ca.gov
Subject: CFO Monthly Report

INTERIM
EXECUTIVE DIRECTOR'S
APPROVAL

RECOMMENDED ACTION:

For Information Only - No Action Required

STRATEGIC PLAN:

This item supports the following Strategic Plan Goal 7: Secure funding to support agency priorities to effectively and efficiently deliver work products.

AUDITS

SCAG has received final audit reports from Caltrans for its Incurred Cost Audit and its Indirect Cost Allocation Plan audit and is waiting to receive the approved corrective action plans. We expect the corrective action plans to be very similar to the recommendations contained in the audit reports so staff have been preparing to make process changes along those lines.

MEMBERSHIP DUES:

As of February 19, 2019, 188 cities and 6 counties had paid their FY19 dues. This represents about 99.9% of the assessment and one city has yet to pay. Two cities are being recruited for

BUDGET & GRANTS (B&G):

B&G staff completed development of the Fiscal Year (FY) 2019-20 Comprehensive Budget and Overall Work Program (OWP). The proposed FY 2019-20 Comprehensive Budget is \$89.1 million and it will be presented to the EAC and RC for approval on March 7, 2019.

CONTRACTS:

In January 2019, the Contracts Department issued eleven (11) Request for Proposals (RFP's); awarded four (4) contracts; issued three (3) contract amendments; and processed 55 Purchase Orders to support ongoing business and enterprise operations. Staff also administered 115 consultant contracts. Contracts staff continued to negotiate better pricing and reduced costs for services. During January 2019 over \$157,738 in budget savings was realized. Thus far the Contracts Department has negotiated \$374,130 in budget savings.

ATTACHMENT(S):

- 1. CFO Monthly Status Report-January 2019



Office of the Chief Financial Officer

Monthly Status Report

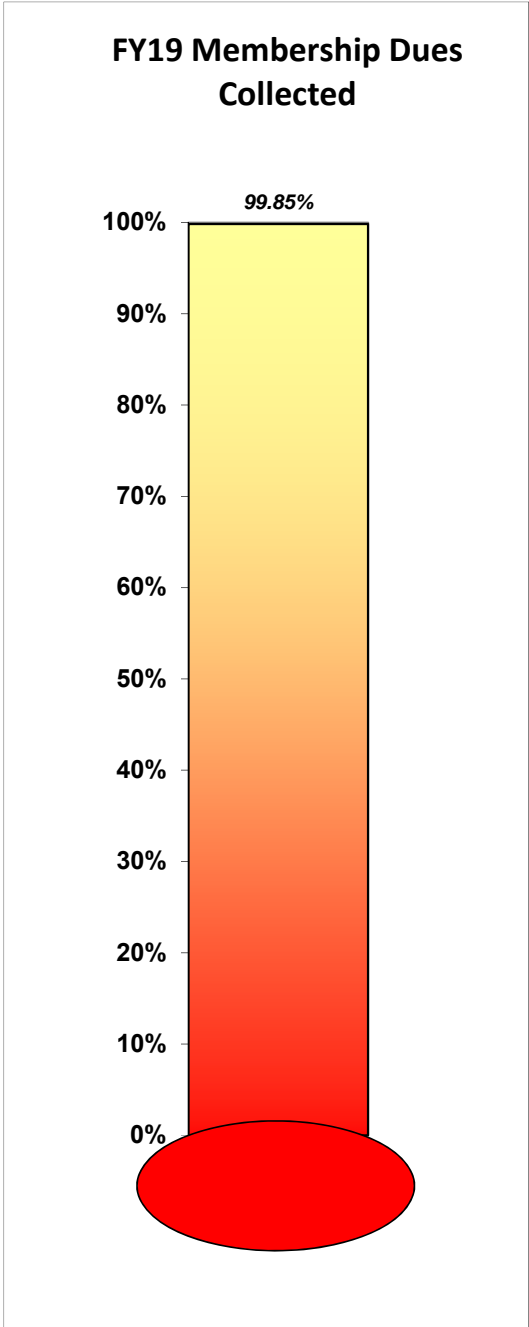
JANUARY 2019

OVERVIEW

As of February 19, 2019, 188 cities and six counties had paid their FY19 dues. This represents 99.9% of the dues assessment. One city had yet to pay its dues. Two cities are being recruited for membership.

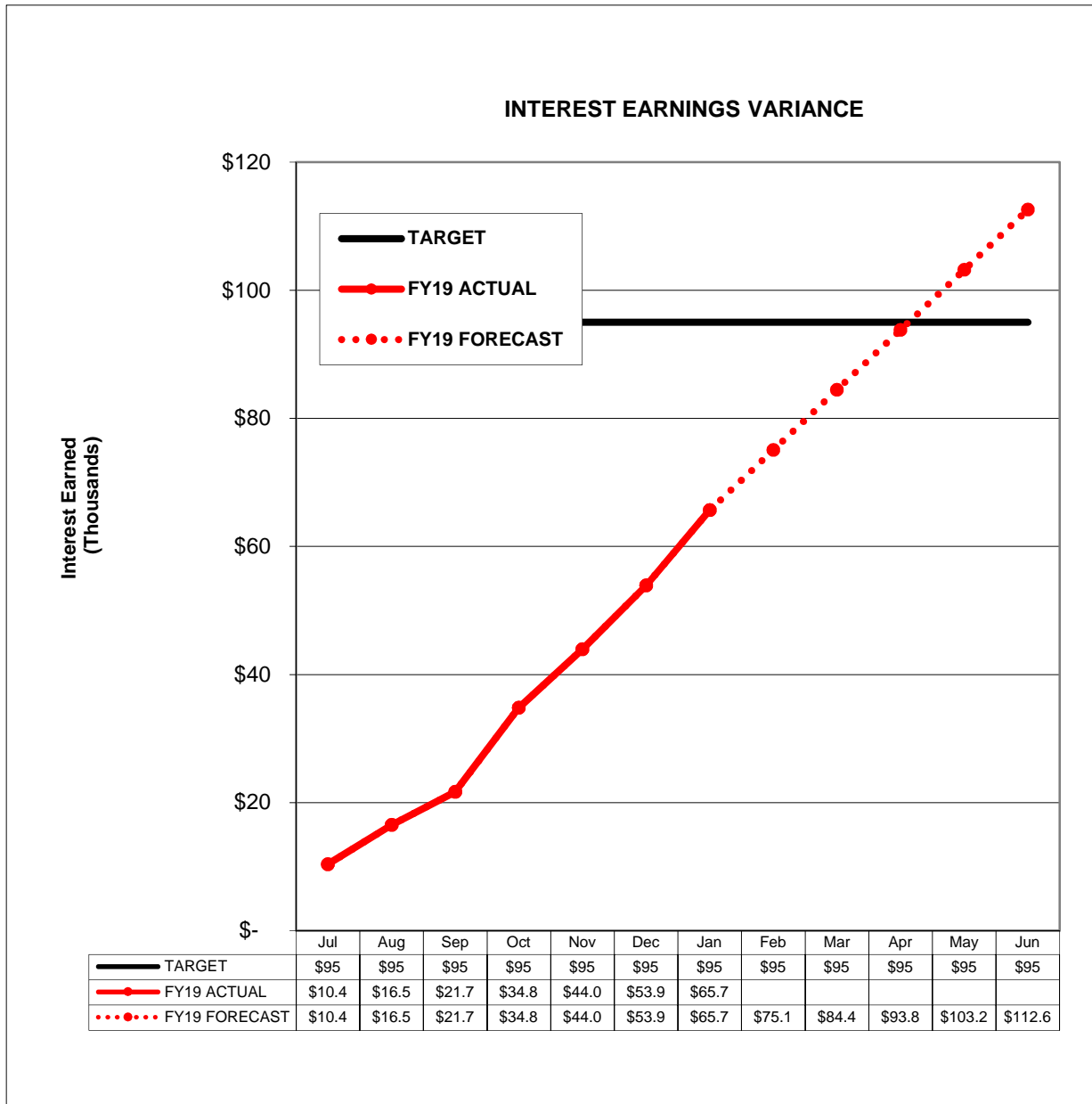
SUMMARY

FY19 Membership Dues	<u>\$ 2,053,962</u>
Total Collected	<u>\$ 2,050,884</u>
Percentage Collected *	<u>99.85%</u>





Office of the CFO
Interest Earnings Variance



Attachment: CFO Monthly Status Report-January 2019 (CFO Monthly Report)

OVERVIEW

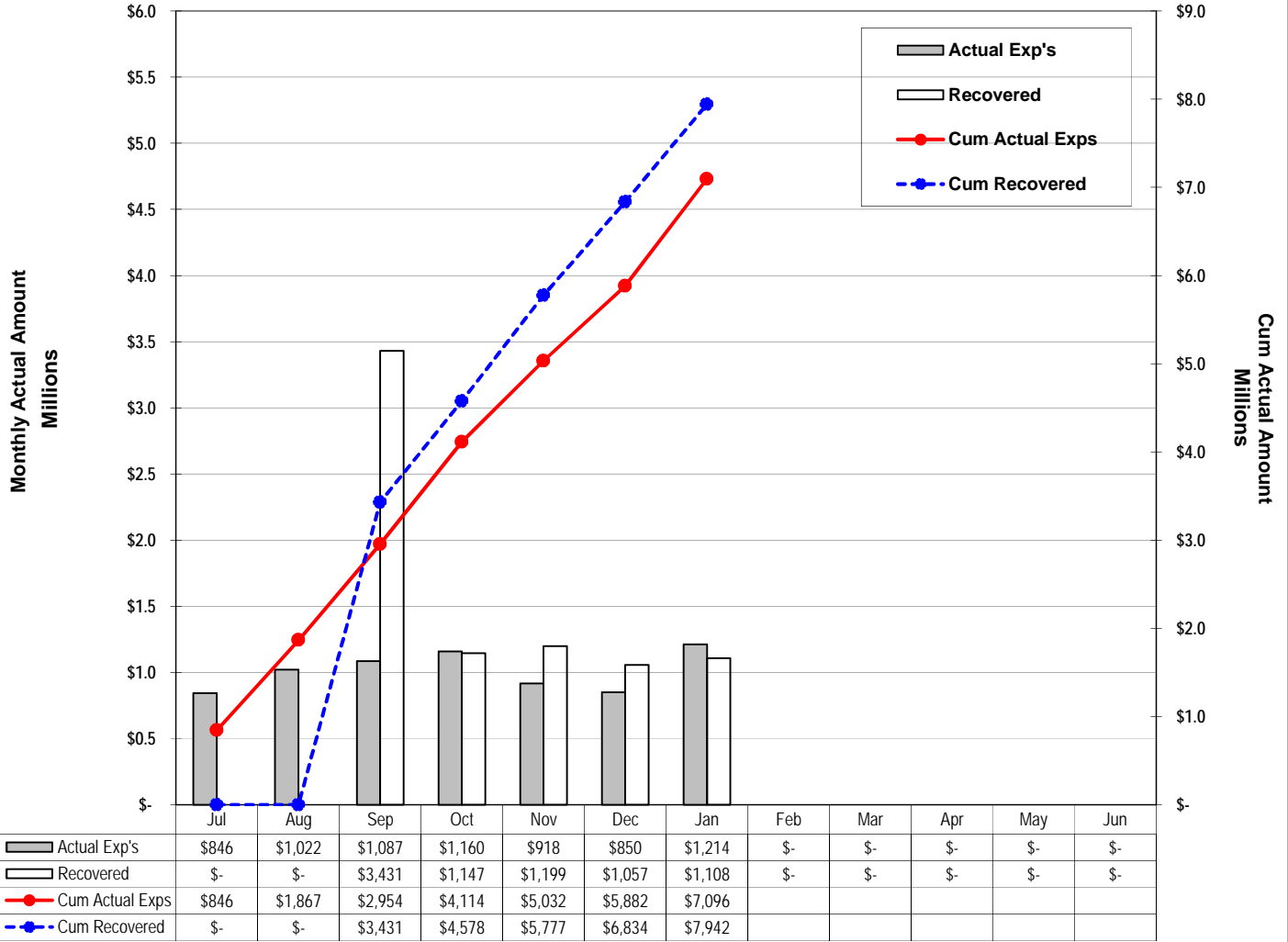
Actual interest income is plotted against the target amount. The amount credited to SCAG's account through January was \$65,681. The LA County Pool earned 2.13% in December.

SUMMARY

The amount projected for FY19 is \$112,596.



FY19 INDIRECT COST & RECOVERY



Attachment: CFO Monthly Status Report-January 2019 (CFO Monthly Report)

OVERVIEW

A comparison of Indirect Cost (IC), incurred by SCAG vs. IC recovered from SCAG's grants.

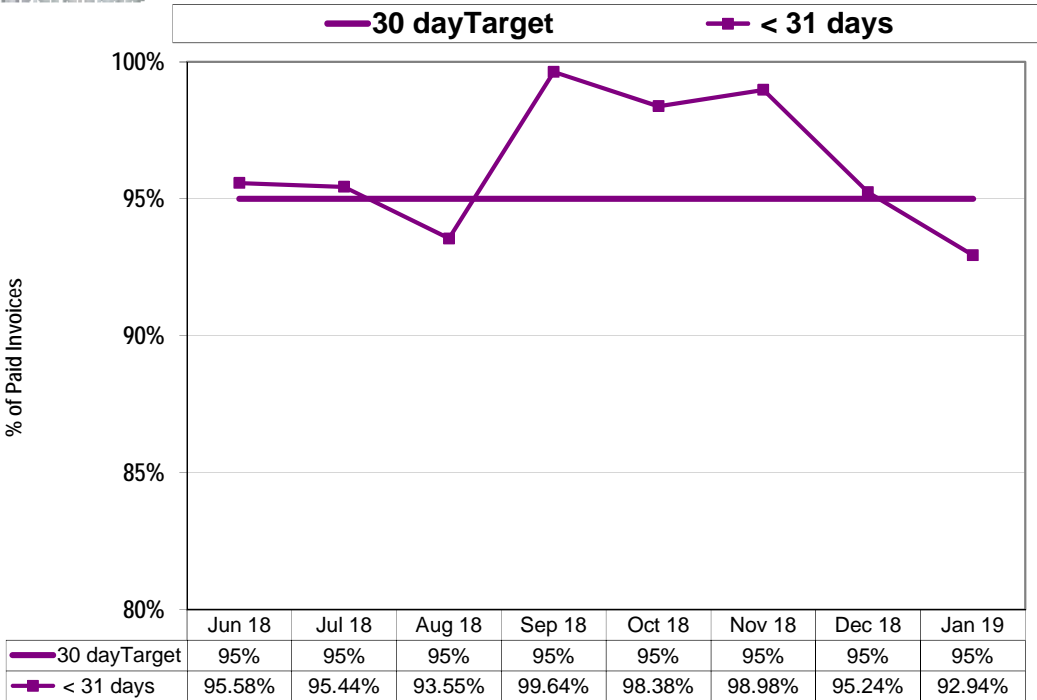
SUMMARY

Through January 2019, SCAG was over-recovered by \$845,796 due to unspent budget.

Office of the CFO
Invoice Aging



INVOICE AGING



OVERVIEW

The percent of total invoices paid within 30 days. The target is to pay 95% of all invoices within 30 days. This goal was not met.

SUMMARY

92.94% of January 2019 payments were made within 30 days of invoice receipt.

At month-end, 39 invoices remained unpaid less than 30 days.

Actual

OVERVIEW

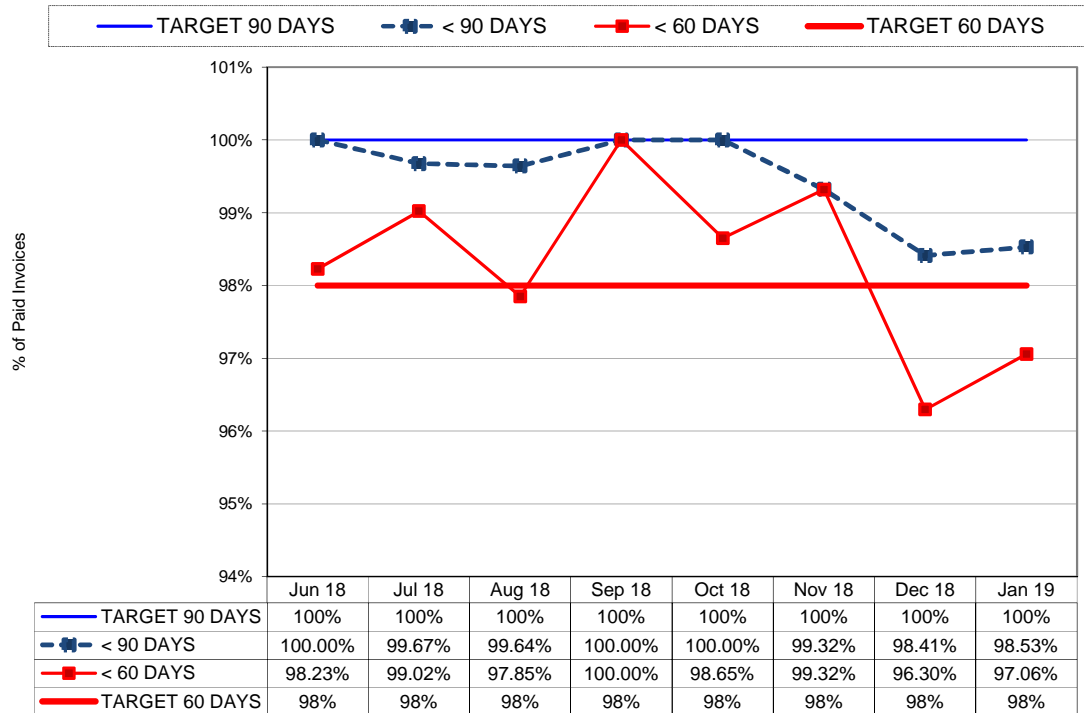
The percent of total invoices paid within 60 and 90 days. The target is to pay 98% of invoices within 60 days and 100% within 90 days.

SUMMARY

These goals were not met during this period.

97.06% of January 2019's payments were within 60 days of invoice receipt and 98.53% within 90 days. Invoices unpaid 30-60 days totaled 15; 60-90 days: 7; >90 days: 0.

INVOICE AGING



Attachment: CFO Monthly Status Report-January 2019 (CFO Monthly Report)



Office of the CFO
Consolidated Balance Sheet

	12/31/2018	1/31/2019	Incr (decr) to equity	COMMENTS
Cash at Bank of the West	\$ 1,828,630	\$ 888,416		
LA County Investment Pool	\$ 8,425,180	\$ 8,659,392		
Cash & Investments	\$ 10,253,810	\$ 9,547,808	\$ (706,002)	Cash used to finance receivables
Accounts Receivable	\$ 6,424,286	\$ 7,295,953	\$ 871,667	\$219K of CPG billings, \$459K in quarterly grant billings
Other Current Assets	\$ 5,603,926	\$ 5,560,135	\$ (43,791)	Prepays of \$150K were expensed; IC fund under-recovered \$106K
Fixed Assets - Net Book Value	\$ 6,672,535	\$ 6,672,535	\$ -	No change.
Total Assets	\$ 28,954,558	\$ 29,076,431	\$ 121,873	
Accounts Payable	\$ (209,432)	\$ (370,551)	\$ (161,120)	Quarterly invoices from several MOU's
Employee-related Liabilities	\$ (319,153)	\$ (501,244)	\$ (182,091)	Dec had 5 unpaid work days, Jan had 11
Deferred Revenue	\$ (80,918)	\$ (91,918)	\$ (11,000)	RC sponsorships
Total Liabilities and Deferred Revenue	\$ (609,502)	\$ (963,713)	\$ (354,211)	
Fund Balance	\$ 28,345,055	\$ 28,112,718	\$ (232,338)	
WORKING CAPITAL				
	12/31/2018	1/31/2019	Incr (decr) to working capital	
Cash	\$ 10,253,810	\$ 9,547,808	\$ (706,002)	
Accounts Receivable	\$ 6,424,286	\$ 7,295,953	\$ 871,667	
Accounts Payable	\$ (209,432)	\$ (370,551)	\$ (161,120)	
Employee-related Liabilities	\$ (319,153)	\$ (501,244)	\$ (182,091)	
Working Capital	\$ 16,149,512	\$ 15,971,965	\$ (177,546)	

**SCAG
CONSOLIDATED BALANCE SHEET**

DETAILS OF FUND BALANCE	12/31/2018	1/31/2019	Incr (decr) to equity	COMMENTS
General Fund	\$ 8,765,666	\$ 8,597,388	\$ (168,278)	Exp's per budget
Fixed Assets	\$ 6,672,535	\$ 6,672,535	\$ -	
TDA	\$ 12,906,855	\$ 12,842,795	\$ (64,060)	Exp's per budget
Other funds	-	-	\$ -	
Fund Balance	\$ 28,345,055	\$ 28,112,718	\$ (232,338)	
0				
General Fund + TDA	\$ 21,672,520	\$ 21,440,183	\$ (232,338)	See GF, TDA explanations above

Attachment: CFO Monthly Status Report-January 2019 (CFO Monthly Report)



Office of the CFO
Fiscal Year-To-Date Expenditure Report Through January 31, 2019

COMPREHENSIVE BUDGET

		Adopted Budget	Amended Budget	Expenditures	Commitments	Budget Balance	% Budget Spent
1	Staff & Allocated Fringe Benefits	500,715	500,549	311,055	-	189,494	62.1%
2	51001 Allocated Indirect Costs	467,122	468,291	290,992	-	177,299	62.1%
3	54300 SCAG Consultants	274,850	255,850	94,893	160,957	(0)	37.1%
4	54340 Legal costs	180,000	155,000	80,785	14,615	59,600	52.1%
5	55210 Software	-	-	36,647	(0)	(36,647)	#DIV/0!
6	55441 Payroll, bank fees	12,500	12,500	3,723	8,777	(0)	29.8%
7	55460 Mat & equip <\$5K	-	50	50	0	0	99.0%
8	55510 Office Supplies	25,000	5,000	397	4,603	(0)	7.9%
9	55580 Outreach	-	2,100	2,100	-	-	100.0%
10	55600 SCAG Memberships	22,000	86,072	59,678	-	26,394	69.3%
11	55610 Professional Membership	11,500	11,500	5,195	720	5,585	45.2%
12	55620 Res mat/sub	-	1,876	1,876	-	-	100.0%
13	55730 Capital Outlay > \$5,000	-	3,893	3,893	-	(0)	100.0%
14	55801 Recruitment Other	-	13	13	-	0	99.8%
15	55830 Conference - Registration	15,000	15,000	91	-	14,909	0.6%
16	55860 Scholarships	32,000	32,000	32,000	-	-	100.0%
17	55910 RC/Committee Mtgs	25,000	20,000	6,528	2,622	10,850	32.6%
18	55912 RC Retreat	5,000	5,000	-	-	5,000	0.0%
19	55914 RC General Assembly	375,000	375,000	60,000	1	314,999	16.0%
20	55915 Demographic Workshop	18,000	18,000	-	25	17,975	0.0%
21	55916 Economic Summit	80,000	83,364	83,364	-	(0)	100.0%
22	55918 Housing Summit	40,000	40,000	-	-	40,000	0.0%
23	55919 Go Human	-	-	67,262	-	(67,262)	#DIV/0!
24	55920 Other Meeting Expense	40,000	55,000	32,142	22,859	(0)	58.4%
25	55xxx Miscellaneous other	12,000	18,132	18,133	(0)	(0)	100.0%
26	55940 Stipend - RC Meetings	215,925	207,422	83,980	-	123,442	40.5%
27	56100 Printing	30,500	30,500	-	-	30,500	0.0%
28	58100 Travel - outside SCAG region	44,500	28,220	11,386	-	16,834	40.3%
29	58101 Travel - local	25,500	20,530	20,530	-	0	100.0%
30	58110 Mileage - local	23,500	18,500	10,488	-	8,012	56.7%
31	58150 Travel Lodging	-	6,250	6,250	-	(0)	100.0%
32	58800 RC Sponsorships	135,000	135,000	167,375	-	(32,375)	124.0%
33	Total General Fund	2,610,612	2,610,612	1,490,826	215,178	904,608	57.1%
34							
35	Staff & Allocated Fringe Benefits	15,130,995	14,611,702	8,178,365	-	6,433,337	56.0%
36	51001 Allocated Indirect Costs	14,115,805	13,669,929	7,650,860	-	6,019,069	56.0%
37	54300 SCAG Consultants	30,586,917	35,726,238	2,653,586	11,223,327	21,849,325	7.4%
38	54302 Non-Profits/IHL	-	220,975	1,087	25,158	194,730	0.5%
38	54360 Pass-through Payments	12,075,472	10,455,829	1,741,435	8,714,394	0	16.7%
39	55210 Software Support	247,231	247,231	170,265	56,766	20,200	68.9%
40	55250 Cloud Services	-	489,330	-	267,308	222,022	0.0%
41	5528x Third Party Contributions	4,567,848	4,663,745	1,931,486	-	2,732,259	41.4%
42	55310 F&F Principal	231,850	231,850	131,983	96,586	3,281	56.9%
43	55315 F&F Interest	49,426	49,426	30,865	18,561	-	62.4%
44	55320 AV Principal	102,665	102,665	73,036	29,629	-	71.1%
45	55325 AV Interest	21,886	21,886	20,202	1,684	(0)	92.3%
46	55xxx Office Expenses	-	1,554	1,553	-	1	100.0%
47	55520 Hardware Supp	5,000	5,000	-	-	5,000	0.0%
48	55580 Outreach/Advertisement	-	75,690	75,689	1	0	100.0%
49	55620 Resource Materials - subscrib	931,456	785,766	147,869	201,670	436,227	18.8%
50	55730 Capital Outlay	300,000	300,000	122,595	-	177,405	40.9%
51	55810 Public Notices	56,000	56,000	31,361	1	24,638	56.0%
52	55830 Conf. Registration	3,500	3,500	1,700	-	1,800	48.6%
53	55920 Other Meeting Expense	83,500	84,652	110	-	84,542	0.1%
54	55930 Miscellaneous	150,211	1,501,945	-	3,425	1,498,520	0.0%
55	56100 Printing	28,000	75,862	37,130	0	38,731	48.9%
56	58100 Travel - Outside	246,750	254,929	48,082	-	206,847	18.9%
57	58101 Travel - Local	5,500	8,937	8,937	-	(0)	100.0%
58	58110 Mileage - local	25,800	25,800	16,080	-	9,720	62.3%
59	58200 Travel - Reg Fees	5,000	5,000	-	-	5,000	0.0%
60	59090 Exp - Local Other	9,767,224	9,578,484	213,349	-	9,365,135	2.2%
	Total OWP & TDA Capital	88,738,036	93,253,925	23,287,626	20,638,510	49,327,790	25.0%
	Comprehensive Budget	91,348,648	95,864,537	24,778,452	20,853,688	50,232,397	25.8%

Attachment: CFO Monthly Status Report-January 2019 (CFO Monthly Report)



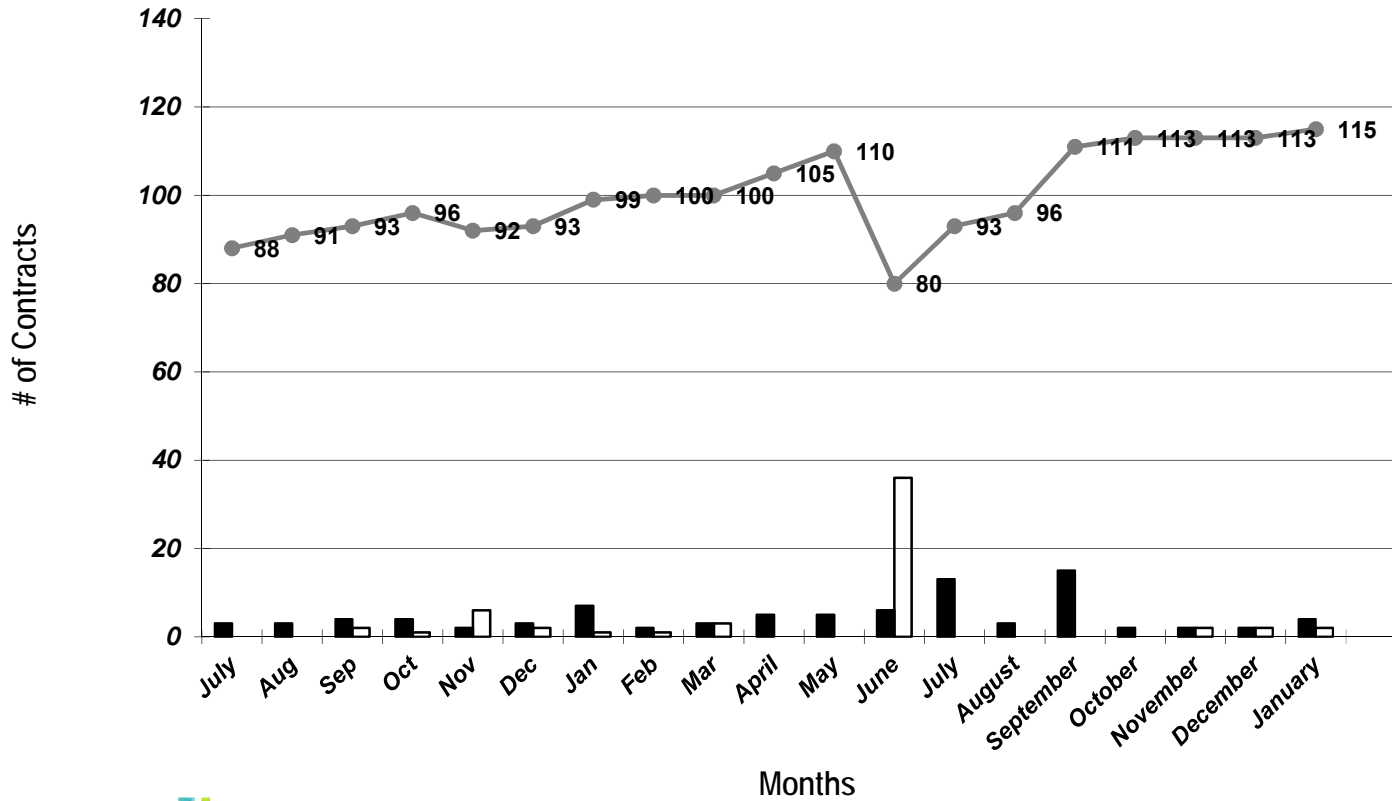
Office of the CFO
Fiscal Year-To-Date Expenditure Report Through January 31, 2019

INDIRECT COST EXPENDITURES

		Adopted Budget	Amended Budget	Expenditures	Commitments before Adjustments	Commitments	Budget Balance	% Budget Spent
1	50010	4,540,919	4,850,750	2,751,199			2,099,551	56.7%
2	50013	1,000	1,000	725			275	72.5%
3	50014	75,000	75,000	32,826			42,174	43.8%
4	50030	85,000	85,000	11,183			73,817	13.2%
5	51xxx	3,587,327	3,832,344	2,179,006	-	-	1,653,338	56.9%
6	54300	234,570	229,570	7,400	58,874	58,874	163,296	3.2%
7	54301	1,421,750	1,274,951	297,005	301,893	301,893	676,053	23.3%
8	54340	125,000	125,000	833	40,949	40,949	83,218	0.7%
9	55210	484,980	503,128	287,435	66,216	66,216	149,477	57.1%
10	55220	86,000	197,100	197,100	110,696	0	(0)	100.0%
11	55230	2,000	2,000			-	2,000	0.0%
12	55240	15,000	22,172	22,172	5,943	(0)	0	100.0%
13	55270		3,473	3,473	-	-	0	100.0%
14	55400	724,350	724,350	507,699	315,351	216,651	0	70.1%
15	55410	245,883	245,883	104,603	63,736	63,736	77,544	42.5%
16	55415	2,500	6,500	1,707	1,250	1,250	3,543	26.3%
17	55420	120,000	120,000	23,857	50,151	50,151	45,991	19.9%
18	55430	26,500	26,500	15,153	25,237	11,347	1	57.2%
19	55435	100,000	93,000	26,910	37,029	37,029	29,062	28.9%
20	55440	199,089	199,089	152,894	-	-	46,195	76.8%
21	55441	15,000	15,000	7,288	7,123	7,123	588	48.6%
22	55445	5,000	5,000	168	5,759	4,832	0	3.4%
23	55460	14,000	16,928	16,929	2,295	(0)	(0)	100.0%
24	55510	73,800	73,800	33,191	26,509	26,509	14,099	45.0%
25	55520	2,500	2,500	2,237	15	15	248	89.5%
26	55530	170,000	170,000	71,010	60,637	60,637	38,353	41.8%
27	55540	10,000	10,052	10,052	-	-	(0)	100.0%
28	55550		2,747	2,747	5,453	(0)	0	100.0%
29	55600	188,450	88,950	73,926	163	163	14,861	83.1%
29	55610		1,479	1,479	-	-	(0)	100.0%
30	55620	57,300	67,300	28,788	1,693	1,693	36,819	42.8%
31	55700	232,000	232,000	99,273	-	-	132,727	42.8%
32	55710	35,000	35,000	-	-	-	35,000	0.0%
33	55715	250,000	250,000	-	-	-	250,000	0.0%
34	55720	70,000	70,000	39,674	-	-	30,326	56.7%
35	55800	20,000	20,000	4,571	90	90	15,339	22.9%
36	55801	38,000	38,000	5,537	47,021	32,463	0	14.6%
37	55810	2,500	2,500	-	-	-	2,500	0.0%
38	55820	20,000	20,000	1,894	-	-	18,106	9.5%
39	55830	11,500	16,000	5,213	-	-	10,787	32.6%
40	55840	65,000	60,000	31,444	391	391	28,166	52.4%
41	55920	2,500	2,500	-	-	-	2,500	0.0%
42	55950	38,500	38,500	16,649	-	-	21,851	43.2%
43	55xxx	6,500	6,500	435	-	-	6,065	6.7%
44	56100	20,000	20,000	4,059	-	-	15,941	20.3%
45	58100	85,000	82,500	10,170	-	-	72,330	12.3%
46	58101	18,750	20,250	3,262	-	-	16,988	16.1%
47	58110	26,100	26,100	1,840	-	-	24,260	7.0%
48	58120		1,040	1,040	-	-	0	100.0%
49	Total Indirect Cost	13,554,268	14,011,456	7,096,057	1,234,473	982,011	5,933,388	50.6%

Attachment: CFO Monthly Status Report-January 2019 (CFO Monthly Report)

SCAG Contracts (Year to Date)



Overview

This chart shows the number of contracts administered by the Contracts division, by month, from July 2017 thru January 2019

- Awarded Contracts
- Closed Contracts
- Active Contracts



Summary

The chart shows that the Contracts Department is managing One hundred and fifteen contracts. Fifty-four are Cost Plus Fixed Fee contracts, 22 are fixed price contracts, and the remaining 39 are Time and Materials (T&M) contracts (includes Labor Hour and Retainer contracts). The Contracts Department anticipates issuing approximately 30 contracts for FY 2018-19. Note, due to the nature of SCAG's work, the majority of SCAG contracts have a one year term and end on June 30th each year.

Office of the CFO
Staffing Report as of February 1, 2019



GROUPS	Authorized Positions	Filled Positions	Vacant Positions
Executive	7	7	0
Legal	2	2	0
Policy & Public Affairs	18	13	5
Administration	44	38	6
Planning & Programs	66	59	7
Total	137	119	18

OTHER POSITIONS

GROUPS	Limited Term Positions	Interns or Volunteers	Temp Positions	Agency Temps
Executive	0	0	0	0
Legal	0	0	0	0
Policy & Public Affairs	2	0	0	0
Administration	2	2	0	0
Planning & Programs	4	12	2	
Total	8	14	2	0

Attachment: CFO Monthly Status Report-January 2019 (CFO Monthly Report)